



UNIVERSITÀ
CATTOLICA
del Sacro Cuore

Welcome International Students!



Welcome to Italy!



Léa Senn

*Associate Director
International Education*

Summary



- International Student Services Team
- Agenda
- Cattolica Curricula
- University Buildings
- Campus Services
- Permit of Stay
- Useful Apps and Websites
- Life in Milan

The International Student Services Team



Francesca De Martini
Team Coordinator



- Alicia Quijano**
- Short mobility programmes
 - Buddy – Mentor Programme
 - ISEP Coordinator



- Laura Ferrari**
- Academic Curriculum courses
 - Italian Language courses



- Martina Peretti:**
- General inquiries
 - Double Degree



- Olivia Menghini**
- International Curriculum courses

Contacts



Email:

international.advisor@unicatt.it



Phone:

(0039) 02 7234 5801 (Extension: 2)



Office:

Via Carducci, 30. 3rd floor -

Follow the blue arrows on the floor!



Office hours: Monday - Friday

Morning: 9.30am - 12.30pm


Afternoon: 2.30pm - 5pm



Make sure to **bookmark** the [International Students Services page](#) for all the important info!


Agenda | Tuesday 6 February|

WHEN	WHERE	WHAT
2.30pm – 3pm	Aula Magna	Welcome Address
3pm - 4.15pm	Aula Magna	Presentation of Campus Services and Life in Milan, Safety, International Reputation Team, Studium Musicale di Ateneo, ESN presentation, Sports at Cattolica
4.15pm - 6pm	Cloister	Erasmus Student Network membership registration; International Student Services info point; MIL Service info point; Studium Musicale di Ateneo; International Reputation info point; Sports at Cattolica info point, guided campus tours - every 20 minutes from 4.15pm- 6pm. Meeting point is located outside Aula Magna.
6pm - 7pm	University Cafeteria (via Necchi, 9)	Welcome aperitivo buffet




Agenda | Wednesday 7 February |

WHEN	WHERE	WHAT
10.00am – 11.30am	G.A03 Franceschini	Session on Cattolica International Curriculum
12pm – 12.30pm	G.A03 Franceschini	Session on Italian Language Course
2pm – 3.30pm	G.A03 Franceschini	Session on Cattolica Academic Curriculum (the session will be held in English language)



Agenda | Thursday 8 February |

WHEN	WHERE	WHAT
9.30am – 10.30am	C.310 (Carducci building)	Info session on Cattolica Academic Curriculum (the session will be held in Italian language)
12pm – 1pm	Online	Online Q&A session



Cattolica Curricula

International Curriculum	Academic Curriculum
<p>Only for International students (you!)</p> <p>If you didn't select it during enrolment, you can't select it now.</p> <ul style="list-style-type: none">Finalise your courses during the Add/Drop period	<p>'Regular' Cattolica students AND international students can select. Italian and English courses available.</p> <ul style="list-style-type: none">You can select these courses until March 31
<p>Info session: Wednesday 10.00 – 11.30 <u>G.A03 Franceschini</u></p>	<p>Info session: Wednesday 2pm – 3.30pm: <u>G.A03 Franceschini</u> (the session will be held in English language)</p>
<p><u>International Curriculum Page – Spring 2024</u></p>	<p>Info session: Thursday 9.30am – 10.30am: <u>C.310 (Carducci building)</u> (the session will be held in Italian language)</p>
<p>Speak to: Olivia Menghini, Francesca De Martini</p>	<p>Speak to: Laura Ferrari</p>

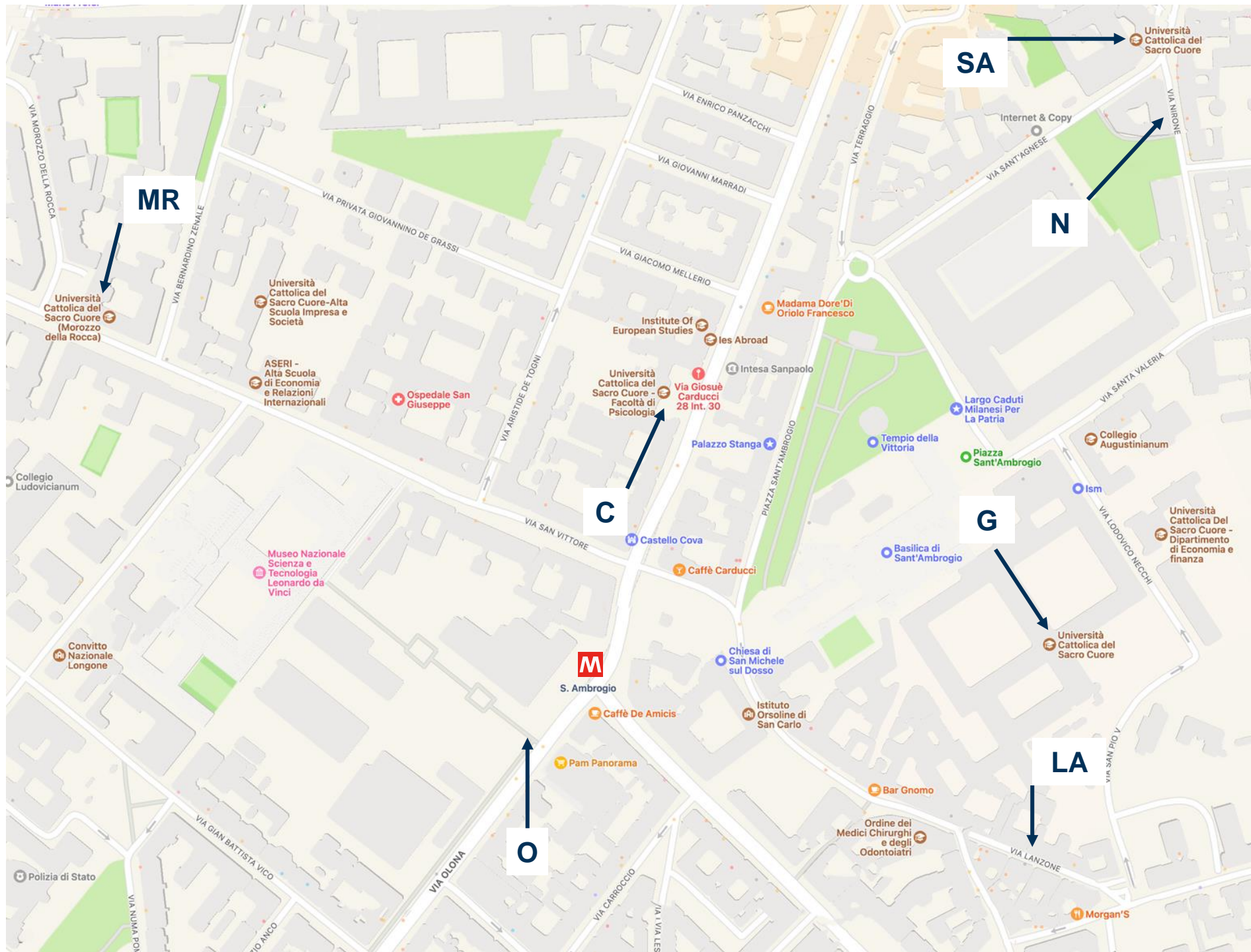
University Buildings

Your courses may be held in various buildings!

Buildings Index:

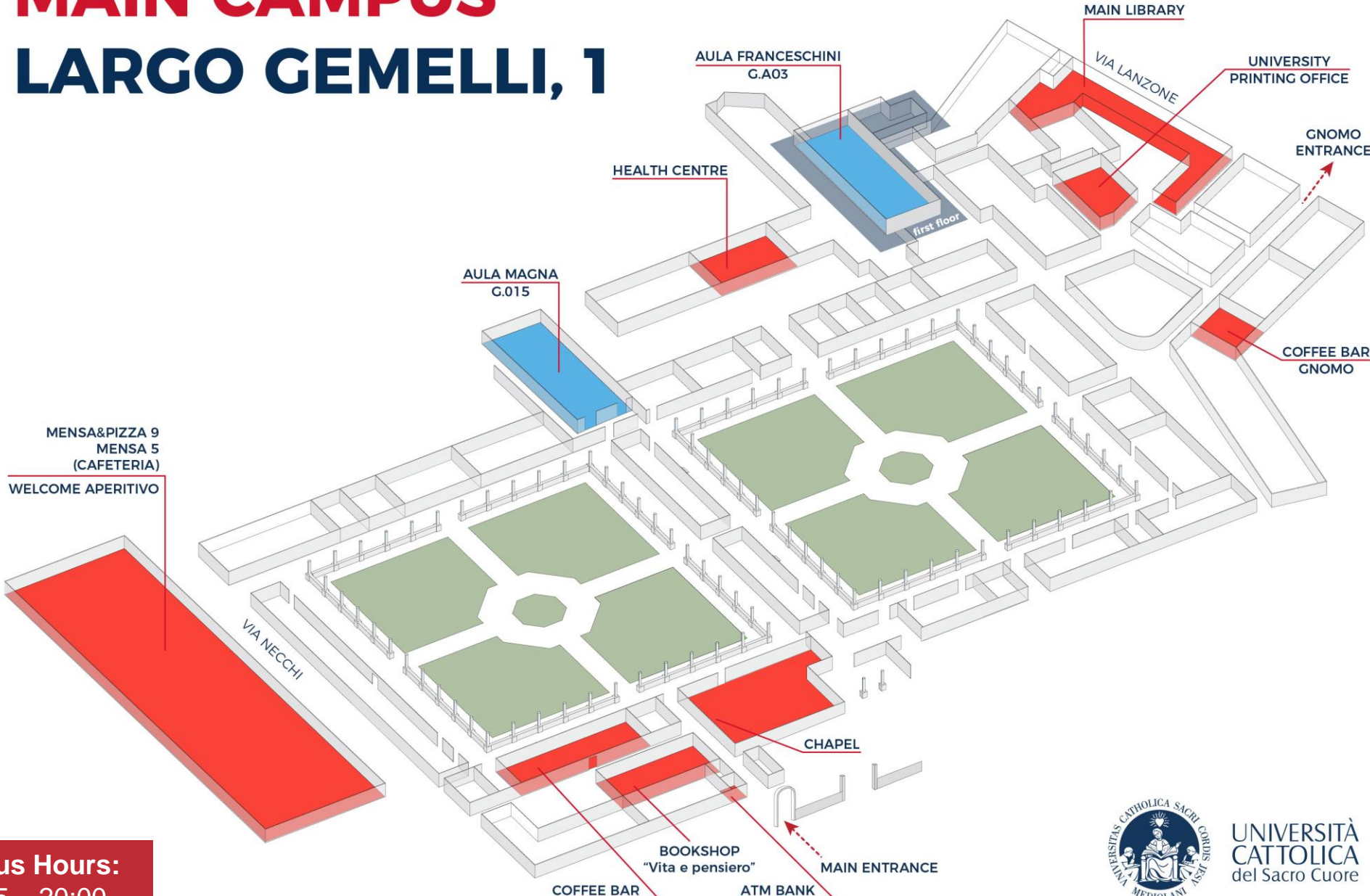
- **G** = Gemelli (Main Campus – Largo Gemelli)
- **C** = Carducci (Cattolica International Building)
- **SA** = Sant'Agnese
- **N** = Nirone (Via Nirone)
- **LA** = Lanzone (Via Lanzone)
- **O** = Olona (Via Olona)
- **MR** = Morozzo della Rocca
- **B** = Buonarroti (not on this map – 10 minute metro ride from Cadorna)

Example: C.311 = Carducci building - 3rd Floor - Room 311



MAIN CAMPUS

LARGO GEMELLI, 1



Gemelli Campus Hours:
Mon – Fri: 7:45 – 20:00
Sat: 9:00 – 18:00



UNIVERSITÀ
CATTOLICA
del Sacro Cuore

Cafeteria (Mensa)

Locations

- Mensa&Pizza 9 (Via Necchi, 9)
- Mensa 5 (Via Necchi, 5)
- Mensa 18 (Via San Vittore, 18)

Prices: range from €6.65 to €5

Payment:

- Use your student ID card: cash/bank card not accepted
- Card top-up machines are located at the entrance of the Mensa&Pizza 9 (Via Necchi, 9)

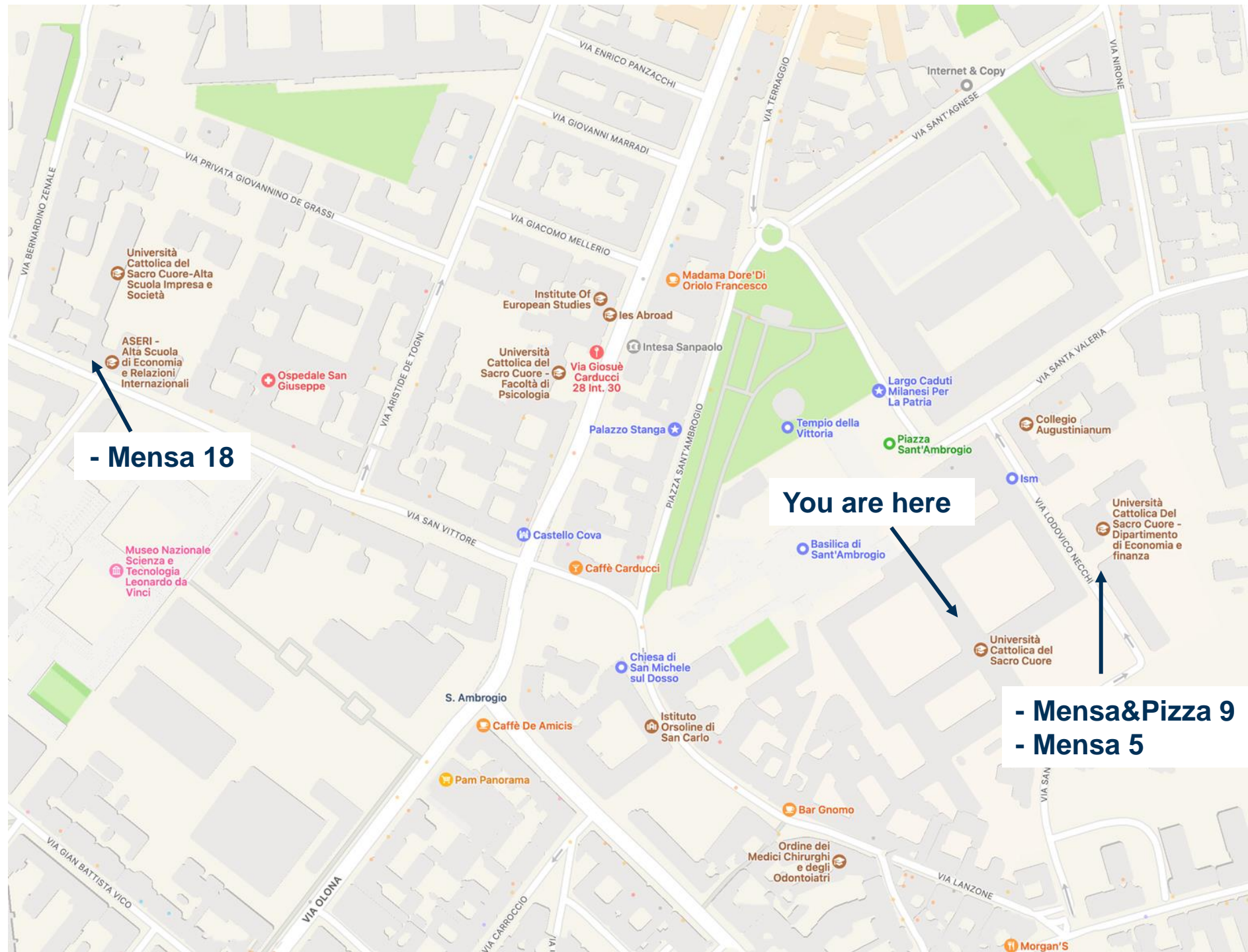
Learn how to top-up your card in [this video](#)

[Read detailed info here](#)

Opening Hours

11.30 pm - 3.00 pm.

For more specific opening times, [check online!](#)



Composing your meal

FIRST COURSE (Primo piatto):	Pasta/ risotto/ soup
SECOND COURSE (Secondo piatto):	Meat/ fish/ vegetarian option (omelette, pie)/ large salad
SIDE DISH (Contorno):	Vegetables, small salad, small piece of cheese
DESSERT:	Yogurt, pudding, fruit



COMPLETE MEAL

First Course
Second Course
Side Dish
Fruit
Bread
Drink (free refill)

€6.65

LUNCH MEAL 1

First Course
Side Dish
Fruit
Bread
Drink (free refill)

€5.00

LUNCH MEAL 2

Second Course
Fruit
Bread
Drink (free refill)

€5,00

LUNCH MEAL 3

Second Course
Side Dish
Bread
Drink (free refill)

€5,00

BASIC PIZZA

A Slice of Pizza
Fruit
Drink (free refill)

€4,50

BASIC PIZZA

A Slice of Pizza
Fries
Drink (free refill)



€5.00

The Main Cafeteria “Mensa” on *Via Necchi 9*


1. [Load money](#) onto your student ID (insert your ID and remove straight away, as shown on the video)
2. Check the day’s menu and join the line: there are two lines:
 - Pizza line
 - Regular line (at one point the line splits left and right, but the food is the same)
3. Grab a tray, cutlery and bread (optional)
4. Choose what you would like based on the options on the previous slide
5. Grab a beverage at the beverage fountain machine (free refills)
6. Pay by swiping your student ID card at the cash register
7. Enjoy! (buon appetito!)
8. When you are finished eating, place your tray on the conveyor belt in the dining area on the right.

Coffee Bars

You can take advantage of the bars around the campus for a quick snack, a coffee or a croissant and cappuccino for breakfast



Avoid a cultural gaffe: cappuccino *with or directly after* lunch isn't recommended



Printing & Photocopying

WHAT	WHERE	HOW
Printing Shops	Fotocopie Elicopie (Via Carducci, 37) (1 minute away from Carducci building)	Search « <i>fotocopisteria</i> » in google maps to find the one nearest to you
Printing Machines	On Campus (You can use the one in Carducci building 3 rd floor outside the International Office)	Using your Student ID Card in the Services and Opportunities Section of the iCatt page, you will find instructions on how to use your Student ID Card to print, copy and scan documents. (minimum amount to load on is €5)** A4 black and white x1 = €0.035 A4 colour x1 = €0.30
Ufficio Fotoriproduzioni University printing office	Main Campus (Gregorianum Building - before entering the main library on the left)	You can pay and print there directly. A4 black and white x1 = €0.05 A4 colour x1 = €0.30

**The money you load onto your card for the Cafeteria cannot be used to pay for printing


Main Library

Opening hours:

Monday – Friday : 8am – 8pm

Saturday: 9am – 6pm

Book your spot on **Affluences**
(more on this later)



Cattolica Medical Centre

General Doctor

- No appointment required (just walk in)
- Free check-ups
- Visiting hours: Mon - Fri 9am – 4.45pm
- English and Italian speaking doctor
- Location: Main campus, Dominicanum Building, 1st floor

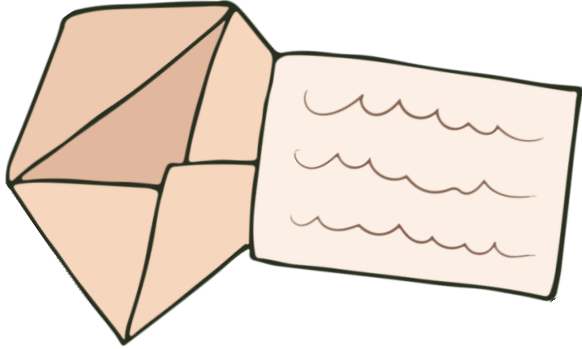
Specialist Visits (Dermatologist and Nutritionist)

- Appointment required (call 02 7234 2217)
- Cost: €50 (only with credit or debit card)
- Italian speaking doctor

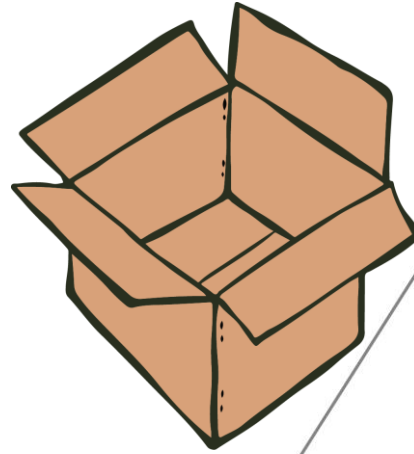
Psychologist

- Appointment required (send an e-mail to: consulenza.psicologica.dsu@educatt.it)
- Cost: first visit FREE; from the second visit €50
- English and Italian speaking doctor

Mail & Letters



If you need to receive **mail**, you can have it sent to the Carducci building (**ONLY LETTERS. NO PACKAGES**). We will notify you when we will receive your mail.



If you need to receive large **mail or packages**, **they cannot be sent to Carducci**. We advise you have them sent by registered mail, or through express mail services (DHL, UPS, FedEx) and use their parcel collection service.



Amazon packages can be shipped to **Amazon Locker 'Nila'** located in the Via Necchi 9 Cafeteria.

POST DETAILS:

Università Cattolica del Sacro Cuore
Your Name and Last Name
c/o International Student Services
Via Carducci 28/30
20123 Milano – Italy

Phone: +39 02 7234 5221

How to Use Your Student ID Card



- **Swipe it** on the **card reader** to enter the University buildings
- **Pay** for your **meal** at the Cafeteria (see slide 14)
- Use **University services** (printers, medical centre, library services, exams)
- If you want to use it as a **prepaid card**, go to the bank just inside the entrance of Largo Gemelli and to make an appointment. You need the **official fiscal code** for this.

PERMIT OF STAY (*Permesso di soggiorno*)

All **non-EU students** who entered Italy with a study VISA **must apply** for the **Permit of Stay**

Non-EU students should have already received the Permit of Stay Kit (the big white envelope) containing the paper application form. If you are a non-EU student and you have **not** received it, let us know!

We strongly advise you to [WATCH THIS VIDEO](#) that provides step-by-step guidance on how to complete the Permit of Stay documents

The application form for the Permit of Stay. The form is titled "RICHIESTA DI RILASCIO/RINNOVO DEL PERMESSO/CARTA DI SOGGIORNO PER CITTADINI STRANIERI". It includes a logo for "AMICO" (Amici) and a box for "Tariffa Euro 30,00". The form has fields for "Al Signor Questore di", "CAP", "LOCALITÀ", and "PR". There is a yellow vertical bar on the left side of the form. At the bottom right, the address "Centro Servizi - CSA VIALE TRASTEVERE 191 00153 ROMA RM" is printed.

Tax/Fiscal Code (*Codice Fiscale - CF*)

Your Tax Code is usually required for **rental contracts** and some online purchases including the **public transport travel card**.

If you have not received your **official** Tax/Fiscal Code from the Agenzie delle Entrate (Italian Tax Authority) yet, you can find out how to get it directly online at these links:

<https://www.yesmilano.it/en/articles/how-get-italian-tax-code-codice-fiscale>

You have already received a Fiscal Code from Cattolica via email : it is **only** to be used to reset your iCatt / email password!

[Apply for your official Fiscal Code!](#)
(Even if you think you don't need it)

Cattolica WiFi Connection



search for the network
“wifi-unicatt”



To **log in**, use your **user account** and **password**
(the same as your **iCatt account**)



Useful Apps and Websites



iCatt

Personal student page
([Website](#) or [Android](#) | [Apple](#))



Blackboard

Blackboard

Manage your courses
([Website](#))



Affluences

Book a study spot in the Library
([Website](#) or [Android](#) | [Apple](#))



We recommend using Chrome or Firefox browsers
– NOT Safari



iCatt - Personal student page



What is iCatt?

iCatt is the student portal where you will access your **personal page** with **all the information you need** to study at Cattolica including your course times and room numbers.

How do I access iCatt?

You can access iCatt directly at <https://icatt.unicatt.it> using the same user ID (firstname.lastname01) and password you used for the application portal.

(Note: your user ID may include middle names and could have “02” instead of “01”)

Note:

If you forget your password, click ‘forgotten password’ and use the Fiscal Code (*codice fiscale*) that was sent to your email address just before you started your application to Cattolica

iCatt Page (Web version)



Student name and surname
student ID number will be
shown here

UNIVERSITÀ CATTOLICA del Sacro Cuore



English

Italiano

Home Page

Online registrar

Services and opportunities

Help

PERSONAL DETAILS

Manage your profile
Modify your data

ATTENDANCE LIST

Check when you are authorized to access the University. To express your preferences, please use the iCatt mobile App.

VIEW

REGULATIONS OF THE UNIVERSITY

Code of Ethics and whistleblowing procedure to the Supervisory Body

Click here to access to the web page where you find more information to submit a report to the Supervisory Board (OdV: Organismo DI Vigilanza) concerning any breach or attempted breach of the Code of Ethics, the organization, Management and Control Model, the Statute and all University Regulations.

ACADEMIC REGULATIONS

YOUR MESSAGES

Date	Topic	Subject
:		

Last update : 1/17/23, 5:14 PM

« « 1 » »

5 items per page

REQUEST FOR INFORMATION

ARCHIVE

LINK BLACKBOARD COURSES

Access Blackboard

INFO COVID-19

Useful information is also available on the website at page [Covid-19 emergency update](#)

iCatt App

The **iCatt App** shows:

- information about your courses
- schedules and classrooms
- real-time updates about suspended and re-scheduled lessons
- available exam call dates and register for exams (**Academic curriculum only**)



Your @iCatt email account



Every student enrolled at Cattolica has an iCatt email address:
your iCatt username + @icatt.it

How do I access my iCatt email account?

Three ways:

1: Directly from your **iCatt page** in the “**Your Messages**” section

2. Click on the **envelope** at the top right of the www.unicatt.it homepage

3. Visit the [Outlook website](#) and **add an account**



All Cattolica official communications related to courses will be directed to your **@icatt mailbox**.
Make sure to check it regularly (and the SPAM box).
For more information visit [this page](#).

You may want to **add a new account** to your current email box in order to access more than one account on your email app and receive push notifications

Blackboard




Blackboard

Blackboard is the platform for accessing course materials, course content, assignments etc.. You can access Blackboard directly from your iCatt page by clicking on **Access Blackboard**.

The screenshot shows the iCatt website interface. At the top left, it says "UNIVERSITÀ CATTOLICA del Sacro Cuore" and "iCatt". On the right, there are language options for "English" and "Italiano". Below the header, there are navigation links: "Home Page", "Online registrar", "Services and opportunities", and "Help".

The main content area is divided into several sections:

- PERSONAL DETAILS**: A section with a "Manage your profile" and "Modify your data" link.
- ATTENDANCE LIST**: A section with a "VIEW" button and a message: "Check when you are authorized to access the University. To express your preferences, please use the iCatt mobile App."
- REGULATIONS OF THE UNIVERSITY**: A section with a link to the "Code of Ethics and whistleblowing procedure to the Supervisory Body" and a message: "Click here to access to the web page where you find more information to submit a report to the Supervisory Board (OdV: Organismo DI Vigilanza) concerning any breach or attempted breach of the Code of Ethics, the organization, Management and Control Model, the Statute and all University Regulations."
- ACADEMIC REGULATIONS**: A section with a link to "ACADEMIC REGULATIONS".
- YOUR MESSAGES**: A section with a table of messages. The table has columns for "Date", "Topic", and "Subject". Below the table, there are "REQUEST FOR INFORMATION" and "ARCHIVE" buttons.
- LINK BLACKBOARD COURSES**: A section with a link to "Access Blackboard" circled in red.
- INFO COVID-19**: A section with a message: "Useful information is also available on the website at page Covid-19 emergency update".



John Doe

00000.doe

Basic Information

Full Name	John Doe
Email Address	john.doe01@icatt.it
Student ID	00000

Additional Information

Gender	Male
Birthday	Jun 15, 2000

System Settings

Language	English (United States)
Global Notification Settings	Stream notifications Email notifications Push notifications

You will learn how to activate your courses on Blackboard in the International / Academic curriculum info-sessions tomorrow

Affluences (Website)



Use Affluences to **book a study spot in the Library**

(You don't need to book a spot to enter and take a book)

Type «**Università Cattolica - Biblioteca MI**» in the «SEARCH» field


Click on «**Consultazione/studio**»

Click on «**Book**»



English ▶

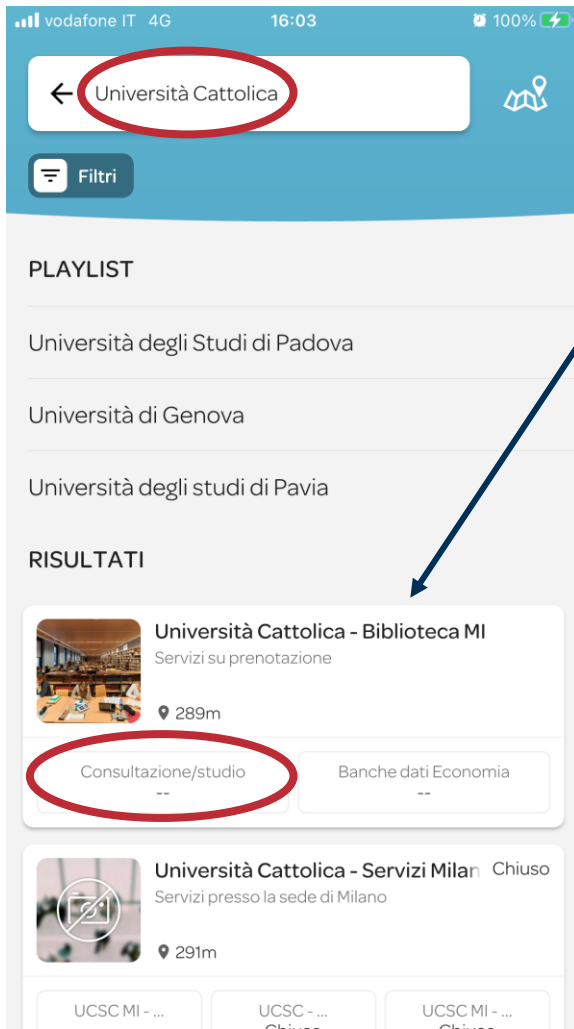
Institutions / Libraries / Università Cattolica - Biblioteca MI / Consultazione/studio



Affluences (App)



Type «**Università Cattolica - Biblioteca MI**» in the «SEARCH» field
Click on «**Consultazione/studio**»



Select duration (*durata*) and time (*ora*) and click «*Prenota*»



Life in Milan



- A brief Italian lesson
- Public transport
- General safety tips
- Food and drink
- What to see in Milan

A Brief Italian Lesson (*Una breve lezione*)

Hello → **Buongiorno** (formal / for people you don't know)

Hi! / bye! → **Ciao**

My name is... → **Mi chiamo**

Please → **Per favore** ('per favor-ay')

Excuse me → **Mi scusi** (asking for a person's attention)

Excuse me → **Permesso** (asking for permission to pass/enter)

I would like → **Vorrei...**

Can I have...? → **Posso avere...?**

How much does it cost? → **Quanto costa...?**

Where is...? → **Dov'è...?** ('Dov-ay...?')

Thank you → **Grazie** ('gra-tz-ee-ay')

Have a nice day! → **Buona giornata!**



TIP: Pronounce every vowel in the word

Buongiorno, mi chiamo...

Posso avere un'informazione?

Vorrei sapere dove è l'ufficio immigrazione.

Grazie e buona giornata!

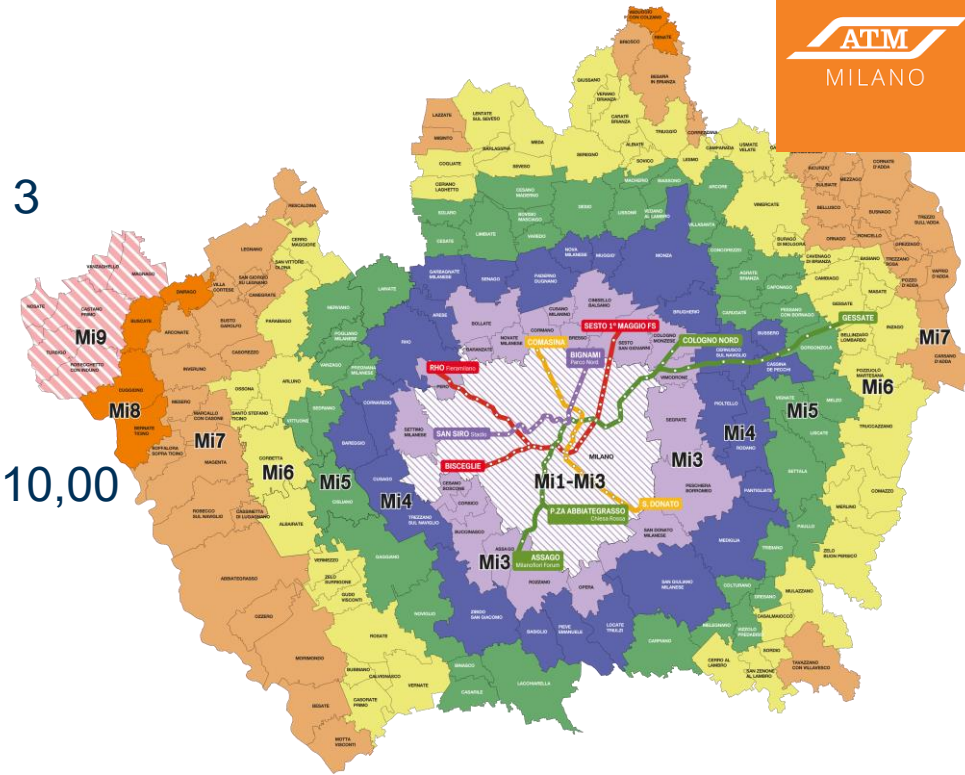
Public Transport: “ATM”

Milan is divided in zones. The basic fare that can be purchased is the 3 zones (Mi1-Mi3).

Costs for Mi1-Mi3:

- **Regular ticket** (valid for 90 minutes from the first validation): € 2,20
- **Monthly pass:** €22,00 + a 1 time purchase of the electronic card: €10,00 (valid on metro, bus, tram)
- Weekly pass and two-day passes are also available

[Check how to apply for you atm card here!](#)



Be aware of public transport strikes.
Use the ATM app for updates and also to buy virtual tickets

[More info here](#)
[Download the ATM Milano app!](#)

NOTE: Always **validate** your ticket when you get on a bus/tram/metro.

Paper ticket: Insert the ticket in the turnstile barrier (buy it from the machine or from the Tabacco shop)

Virtual ticket: Buy a ticket on the ATM Milano app and scan the QR code (only for the metro; no need to scan on bus and tram)

Contactless bank card (Metro + most buses/trams): Tap your contactless bank card to enter and **exit**

Bike Sharing

Cycling is an enjoyable, environmentally-friendly and practical way to travel around the city. Only use cycle lanes or the road – not the sidewalk, but always be **careful!** Some roads are not so safe for bikes in Milan.

Freefloating Bike Rentals (available throughout the city. Use their apps to access the service):

- Ridemovi  **mobike**
- Lime  **Lime**

Station-based Bike Rentals (available at specific bike stations):

- BikeMi 

Parking-based Bike Rentals (available at designated parking spots or safe places on the pavement):

- TIER **TIER**

Taxi Service

- **White taxis** are usually cheaper than **UBER**
- They generally accept **card** but ask the driver first
- Use an app (below) to book a taxi: put your bank details into the app and pay online for the journey you take.

How to catch a cab:

- At a **taxi stand** at several points throughout the city
- You can call several **taxi services** on these numbers:
024040, 026969, 028585




Freenow



ItTaxi



InTaxi



Mobile Operators

The **main mobile companies** in Italy are: Vodafone, TIM, Wind3, Iliad

Check online for the best deal for you!

You can get a sim card online
**if you already have an
official fiscal code.**

Don't have one yet? No
problem – go in store to get
the sim without the fiscal
code.



General Safety Tips

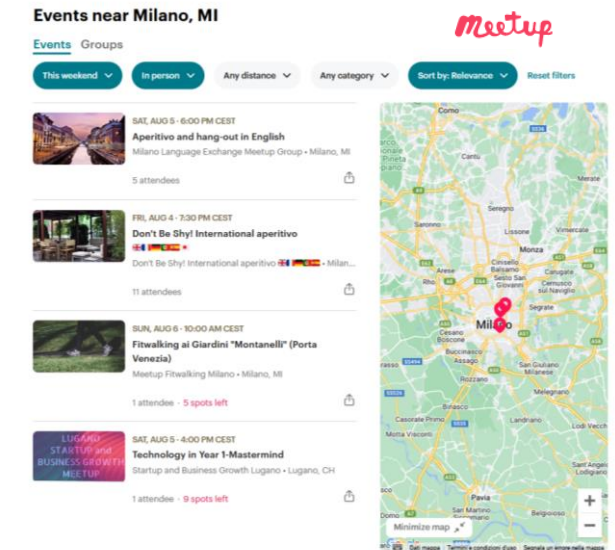
- Be **very** aware of **pickpockets** at train/metro stations, public transport and crowded places
- Always make sure your **backpack/handbag is closed. Hold it in your arms on public transport**
- Don't leave your phone/wallet on the table in outdoor bars – be careful of the 'paper trick' thieves
- Avoid putting your bag on the back of your chair when out in public
- Make sure you have **scans or copies** of your **important documents**, and **keep them safe** at home/ online
- Don't walk home alone late at night if you can avoid it - call a taxi

**EMERGENCY
SERVICE NUMBER:
112 or 911**
(Police, Ambulance,
Fire Department)

General tips

- If you visit a church, cover shoulders and knees and remove hats
- Appropriate clothing is expected at University: watch and learn from local students
- Be aware of your surroundings: safety, culture, appropriate behaviour
- Quiet hours: generally, 10pm on weekdays and 11pm on weekends
- Get out of your comfort zone!
- Interact with locals
- Join a club /go to events to make friends: e.g [Meetup](#), Facebook groups like [IWM](#)

Speak to us if you want to discuss anything! We are here for you.



Milan international group - expats & students & travelers >

Gruppo Privato · Membri: 16.498



Iscrizione effettuata

Invita

Discussione

Foto

Richiedi o offri aiuto



Food and Drink

- **Payment system** varies in bars and restaurants (usually pay first in the bar, then order by showing the receipt)
- **Aperitivo:** it's a pre-dinner/relax-after-work moment that usually goes from 6 – 9pm
You can have drinks and snacks or small dishes and sometimes a buffet!
- **Tipping** isn't expected. In restaurants you will be charged a '**coperto**' (**service fee**) that is usually around €2 per person – this is always clearly written on the bill and is **not optional**
- **Lunch time:** 12.00 pm – 2.30 pm
Dinner time: 7.00 pm – 10.00 pm
- **Public water fountains:** free, clean water. Tap water in Milan is usually fine to drink!
- Visit your **local farmers market** for an authentic **Italian grocery shopping experience**
- ask us when and where your local market is! (*Viale Papiniano: Tuesdays mornings and Saturdays*)
- **Typical breakfast at the bar:** *cappuccino* and *cornetto* (also called *brioche* or *croissant*)



Check out [this article](#) for more tips!



Duomo di Milano



Piazza Gae Aulenti



Brera



Navigli



Parco Sempione/Arco della Pace



Lake Como

What to see in Milan (and whereabouts)



Parks:

- Parco Sempione
- Parco Solari (including indoor swimming pool)
- BAM - Biblioteca degli Alberi Milano
- Giardino Indro Montanelli
- Boscoincittà
- Parco Lambro

Monuments:

- Duomo di Milano (and rooftop)
- Castello Sforzesco
- Arco della Pace
- Torre Branca
- Cimitero Monumentale
- Basilica di Sant'Ambrogio

Museums*:

- Palazzo Reale
- Santa Maria delle Grazie (The Last Supper)
- MUDEC – Museo delle Culture
- GAM – Galleria di Arte Moderna
- Pinacoteca di Brera
- Museo della Scienza e della Tecnica Leonardo da Vinci
- Triennale
- Biblioteca Ambrosiana
- Hangar Bicocca

(Mostly free entry* on first Sunday of the month)

Nightlife Areas (dinners and bars):

- Piazza Gae Aulenti
- Corso Como
- Colonne di San Lorenzo
- Navigli
- Isola
- Arco della Pace

Weekend Trips (close to Milan):

- Como
- Lake Como
- Lake Garda
- Brescia
- Cremona
- Bergamo
- Varese

Weekend Mountain Breaks:

- Piani di Bobbio
- Pila
- Presolana Montepora
- Aprica
- Valmalenco
- Montecampione
- Pontedilegno-Tonale

For any other info you may need,
visit [YesMilano](https://www.yesmilano.com)

Check out [this article](#) for a guide of Milan!

YesMilano

Your Guide to the City

[YesMilano](#) helps students with bureaucratic steps in Milan including:

- Tax/FiscalCode (Codice Fiscale)
- Public transport card

YESMILANO

New to the city?
Need assistance with
settling in Milano?

We can help! Find out how:



[yesmilano.it/welcomestudents](https://www.yesmilano.it/welcomestudents)

MILANO&PARTNERS
The official promotional agency
of the City of Milano



WELCOME STUDENTS!

YESMILANO
YOUR GUIDE TO THE CITY

<p>JUST FOR ONE DAY</p> <p>FREE</p>  <p>07 september</p> <p>Rents in Milano for Students Workshop for International Students</p>	<p>JUST FOR ONE DAY</p> <p>FREE</p>  <p>08 september</p> <p>Taking temporary residence in Milano as Students + Q&A</p>	<p>JUST FOR ONE DAY</p>  <p>12 september</p> <p>ITALIAN LANGUAGE COURSES INTAKE DAY The City of Milano offers affordable Italian language courses to YesMilano students.</p>
<p>JUST FOR ONE DAY</p> <p>FREE</p>  <p>15 september</p> <p>Get your Tax Code and transportation pass</p>	<p>JUST FOR ONE DAY</p> <p>FREE</p>  <p>25 september</p> <p>How to Access Public Healthcare in Milano</p>	<p>JUST FOR ONE DAY</p> <p>FREE</p>  <p>05 october</p> <p>Rents in Milano for Students Workshop for International Students</p>
<p>JUST FOR ONE DAY</p> <p>FREE</p>  <p>12 october</p> <p>Get your Tax Code and transportation pass</p>	<p>JUST FOR ONE DAY</p> <p>FREE</p>  <p>19 october</p> <p>How to Access Public Healthcare in Milano</p>	<p>JUST FOR ONE DAY</p> <p>FREE</p>  <p>26 october</p> <p>Taking temporary residence in Milano as Students + Q&A</p>

Scan the QR code or [click here](#)

Get connected with fellow students

ESN



*Help International students in Milan
have an unforgettable experience.*

Buddy Programme



*Get connected with
Cattolica students.*



Up next...

- International Reputation Team
 - Sports at Cattolica
 - Studium Musicale d'Ateneo
 - Erasmus Student Network (ESN)
- 
- 

Join the International Reputation Team!



@cattolica.international



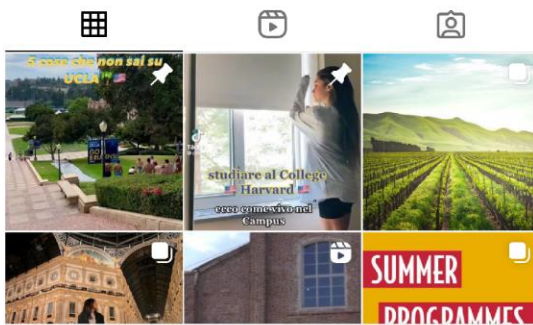
cattolica.international



928 post 8.646 follower 388 seguiti

Cattolica International
Istruzione
Official account of Università Cattolica International
#CattolicaInternational
linktr.ee/cattolica.international
Via Carducci, 28/30, Milan, Italy

- Segui
 - Messaggio
 - E-mail
- Campus Life
 - Summer
 - Join our tea...
 - Worldboun...
 - Int'l Week



cattolica.international [Segui](#)



Sport in Cattolica



Studium musicale di Ateneo



Thank you for listening



What's next?

- International students info point
- Campus tours (continuously until 6pm!)
- ESN card sign-up
- Aperitivo buffet: 6pm in the cafeteria!