



Payment via Flywire

Link: <https://unicatt.flywire.com>

- 1) YOUR PAYMENT: Select the country from which payment is to made and the amount due (Admission deposit of €1,500).

- 2) SELECT YOUR PREFERRED PAYMENT METHOD: You will be given multiple payment options and rates, the availability of which will vary depending on the country from which payment is to be made.

UNIVERSITA' CATTOLICA






Contact Help Log in English



1. Payment Info 2. Payment method 3. Payer Info 4. Info for the receiver 5. Review & Confirm 6. Make payment

Select your preferred payment method

Best Price Guaranteed Subject to terms and conditions

Bank Transfer in US Dollars (USD)
\$1,225.00
SELECT
Important info

Online Banking in USD
\$1,225.00
SELECT
Supports:     
Important info

VISA Debit/Credit in USD
\$1,262.00
SELECT
Supports:  
Important info

Auto

- 3) PAYER INFORMATION: Once your payment selection is made, complete the payer information, which may or may not be the student's. Make sure you provide the information regarding the beneficiary of the bank account or the credit card used for payment.

UNIVERSITA' CATTOLICA

Contact Help Log in English

1. Payment Info 2. Payment method 3. Payer Info 4. Info for the receiver 5. Review & Confirm 6. Make payment

Payer information

Please provide the details of the person whose card/bank account will be used to pay.

(*) required field

Email *	First name *
Middle name	Family name *
Address 1 *	Address 2
City *	State / Province / Region
Zip code / Postal Code	+1 Phone number *

☐ Receive text notifications on your payment status

Auto

- 4) INFORMATION FOR UNIVERSITA' CATTOLICA: Make sure to provide the information pertaining to the student account toward which payment must be registered. You may also opt to create an account for future payments or to facilitate tracking of your transactions.

I. Payment Information:

a) Select **"Admission Deposit"**.

II. Student Information:

STUDENT ID : Application number - you can find it in your admission confirmation letter

III. Program of Study: **select "OTHER"**

The screenshot shows a web form titled "Information for Università Cattolica del Sacro Cuore". At the top, it says "[*] required field". The form is divided into three main sections: "Contact Information", "Payment Information", and "Student Information".

- Contact Information:** A dropdown menu labeled "The person filling out this form is *" with a downward arrow.
- Payment Information:** A dropdown menu labeled "Payment Type *" with a downward arrow, and a text input field labeled "If Other, please specify:".
- Student Information:** A grid of input fields:
 - Row 1: "Student ID *" and "First Name *"
 - Row 2: "Middle Name" and "Last Name *"
 - Row 3: "Date of Birth *" with a calendar icon and "Student Email Address *"
 - Row 4: "Program of Study *" with a downward arrow and "Expected year of program completion *" with a downward arrow.

At the bottom, there are two buttons: "← PREVIOUS" and "NEXT →". In the bottom right corner, there is a small "Auto" button with a circular arrow icon.

- 5) REVIEW & CONFIRM: read carefully the information you've provided before proceeding with payment.
- 6) MAKE PAYMENT: once payment is made, you will be able to keep track of the status of your payment. Do allow for a few days for your Cattolica account to be updated.