



UNIVERSITÀ
CATTOLICA
del Sacro Cuore

Welcome International Students!



"wifi-unicatt"

Log in with your iCatt user
account and password

Summary



- International Student Services Team
- Agenda
- Cattolica Curricula
- University Buildings
- Campus Services
- Permit of Stay and Fiscal Code
- Useful Apps and Websites
- Life in Milan
- Extra-curricular activities at Cattolica

The International Student Services Team



Francesca De Martini
Team Coordinator



Alicia Quijano

- Short mobility programmes
- Buddy – Mentor Programme
- ISEP Coordinator



Laura Ferrari

- Academic Curriculum courses
- Italian Language course coordinator



Martina Peretti:

- General inquiries
- Double Degree



Olivia Menghini

- International Curriculum course coordinator

Contacts



Email:

international.advisor@unicatt.it



Phone:

(0039) 02 7234 5801 (Extension: 2)



Office:

Via Carducci, 30. 3rd floor -

Follow the blue arrows on the floor!



Office hours: Monday - Friday

Morning: 9.30am - 12.30pm

Afternoon: 2.30pm - 5pm




Make sure to check
and **BOOKMARK** the
[Welcome to Cattolica page](#)
for up-to-date information!

Agenda | Tuesday 10 September |

WHEN	WHERE	WHAT
2.30pm - 3pm	Aula Magna	Welcome Address
3pm - 4.15pm	Aula Magna	Presentation of Campus Services and Life in Milan, Safety, International Reputation Team Presentation, Studium Musicale di Ateneo, ESN presentation, Sports at Cattolica
4.15pm - 6pm	Cloister	Erasmus Student Network membership registration; International Student Services info point; MIL Service info point; Studium Musicale di Ateneo; International Reputation info point; Sports at Cattolica info point, guided campus tours - every 20 minutes from 4.15pm-6pm by ESN and Worldbounders. Meeting point is located outside in the first cloister.
6pm - 7pm	University Cafeteria (via Necchi, 9)	Welcome aperitivo buffet

Agenda | Wednesday 11 September |

WHEN	WHERE	WHAT
10.00am – 11.30am	G.A03 Franceschini	Session on Cattolica International Curriculum
12pm – 12.30pm	G.A03 Franceschini	Session on Italian Language Course
2pm – 3.30pm	G.A03 Franceschini	Session on Cattolica Academic Curriculum (the session will be held in English language)




Agenda | Thursday 12 September |

WHEN	WHERE	WHAT
9.30am – 10.30am	G.A03 Franceschini	Info session on Cattolica Academic Curriculum (the session will be held in Italian language)
12pm – 1pm	Online	Online Q&A session

Appointments for Double Degree/Articulation:

- 9:30am, room C310: English Session
- 2.30pm, room C.310: Italian Session



Cattolica Curricula

International Curriculum	Academic Curriculum
<p>Only for International students (you!)</p> <p>If you didn't select it during the application, you can't select it now.</p> <ul style="list-style-type: none">Finalise your courses during the Add/Drop period	<p>'Regular' Cattolica students AND international students can select.</p> <ul style="list-style-type: none">You can select these courses until October 31
<p>Info session: Wednesday 10.00 – 11.30 <u>G.A03 Franceschini</u></p>	<p>Info session: Wednesday 2pm – 3.30pm: <u>G.A03 Franceschini</u> (the session will be held in <u>English</u> language)</p>
<p><u>International Curriculum Page – Fall 2024</u></p>	<p>Info session: Thursday 9.30am – 10.30am: <u>G.A03 Franceschini</u> (the session will be held in <u>Italian</u> language)</p>
<p>Speak to: Olivia Menghini</p>	<p>Speak to: Laura Ferrari</p>

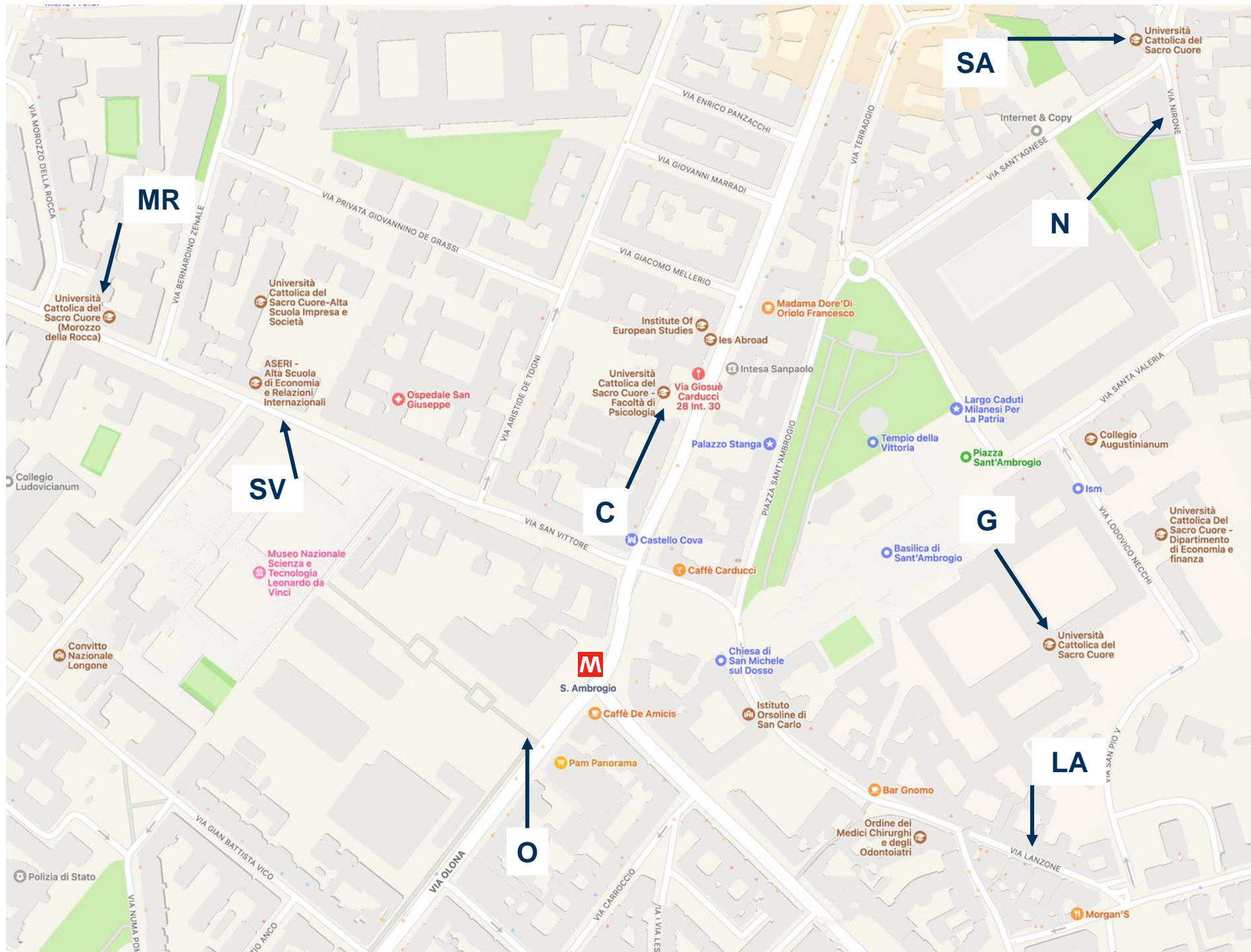
University Buildings

Your courses may be held in various buildings!

Buildings Index:

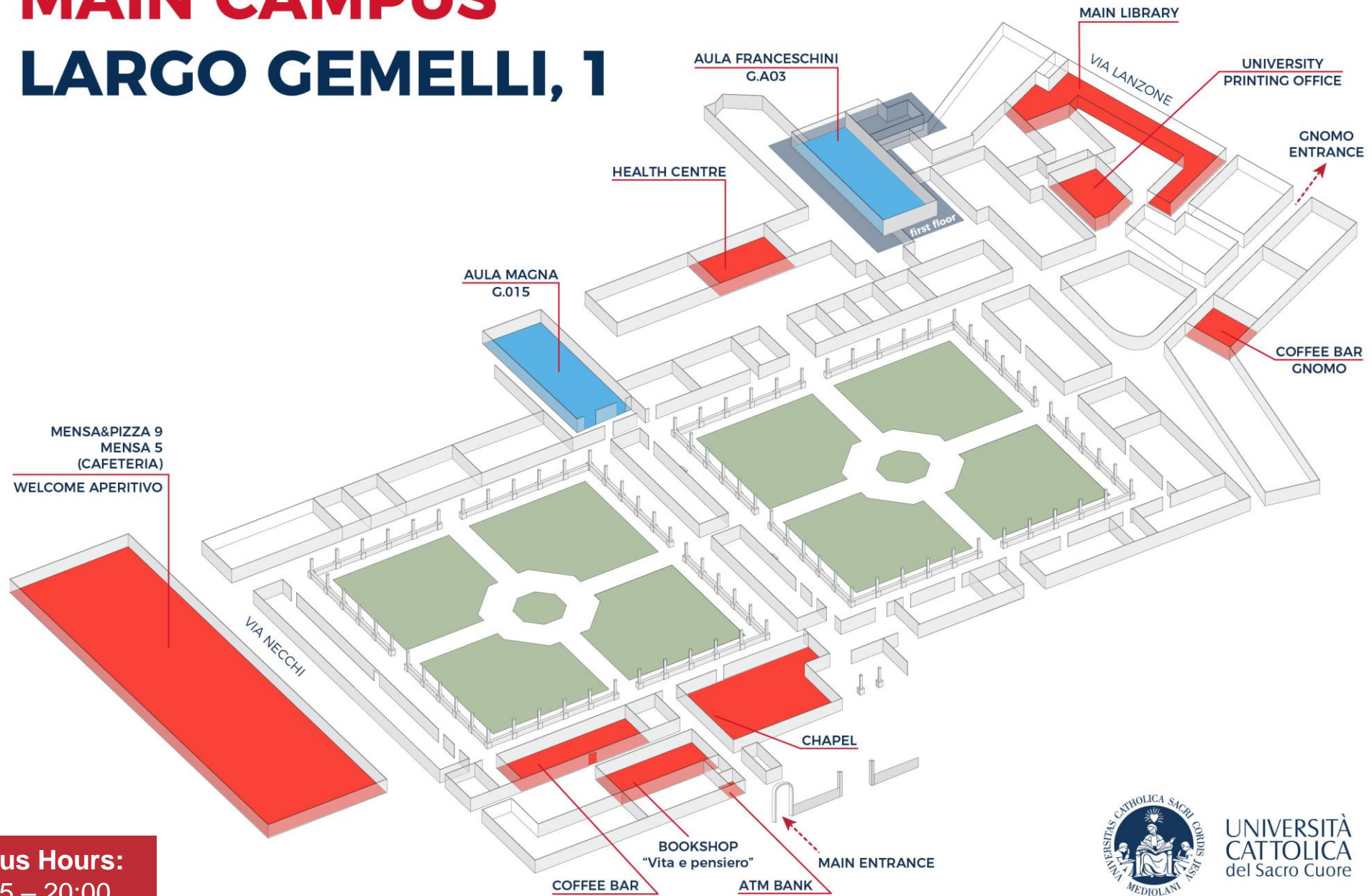
- **G** = Gemelli (Main Campus – Largo Gemelli)
- **C** = Carducci (Cattolica International Building)
- **SA** = Sant'Agnese
- **N** = Nirone (Via Nirone)
- **LA** = Lanzone (Via Lanzone)
- **O** = Olona (Via Olona)
- **MR** = Morozzo della Rocca
- **B** = Buonarroti (not on this map – 10 minute metro ride from Cadorna)
- **SV** = Via San Vittore 18

Example: C.311 = Carducci building - 3rd Floor - Room 311



MAIN CAMPUS

LARGO GEMELLI, 1



Gemelli Campus Hours:
Mon – Fri: 7:45 – 20:00
Sat: 9:00 – 18:00



UNIVERSITÀ
CATTOLICA
del Sacro Cuore

Cafeteria (Mensa)

Locations

- Mensa&Pizza 9 (Via Necchi, 9)
- Mensa 5 (Via Necchi, 5)
- Mensa 18 (Via San Vittore, 18)

Prices: range from €6.65 to €5

Payment:

- Use your student ID card: cash/bank card not accepted
- Card top-up machines are located at the entrance of the Mensa&Pizza 9 (Via Necchi, 9)

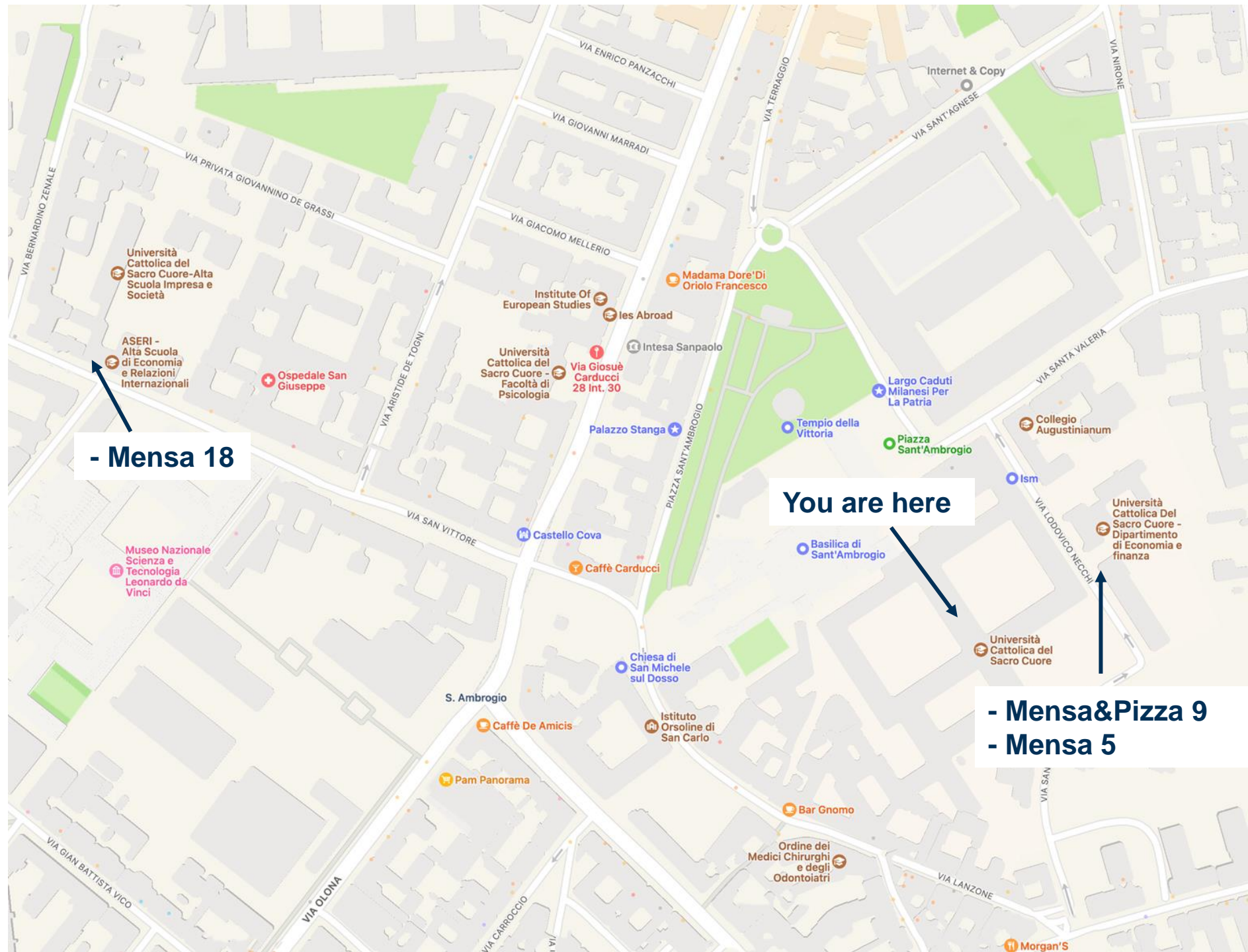
Learn how to top-up your card in [this video](#)

[Read detailed info here](#)


Opening Hours

11.30 pm - 3.00 pm.

For more specific opening times, [check online!](#)



Composing your meal (in the main mensa, via Necchi 9)



FIRST COURSE (Primo piatto):	Pasta/ risotto/ soup
SECOND COURSE (Secondo piatto):	Meat/ fish/ vegetarian option (omelette, pie/large salad)
SIDE DISH (Contorno):	Vegetables, small salad, small piece of cheese
DESSERT:	Yogurt, pudding, fruit

This is an example of a complete meal. Pasta (tortellini in broth), grilled meat, side of vegetables, fruit and bread.



COMPLETE MEAL
First Course
Second Course
Side Dish
Fruit
Bread
Drink (free refill)

€6.65

LUNCH MEAL 1
First Course
Side Dish
Fruit
Bread
Drink (free refill)

€5.00

LUNCH MEAL 2
Second Course
Fruit/Side Dish
Bread
Drink (free refill)



€5,00

BASIC PIZZA
A Slice of Pizza
Fruit / Fries
Drink (free refill)

€4.50/ €5,00

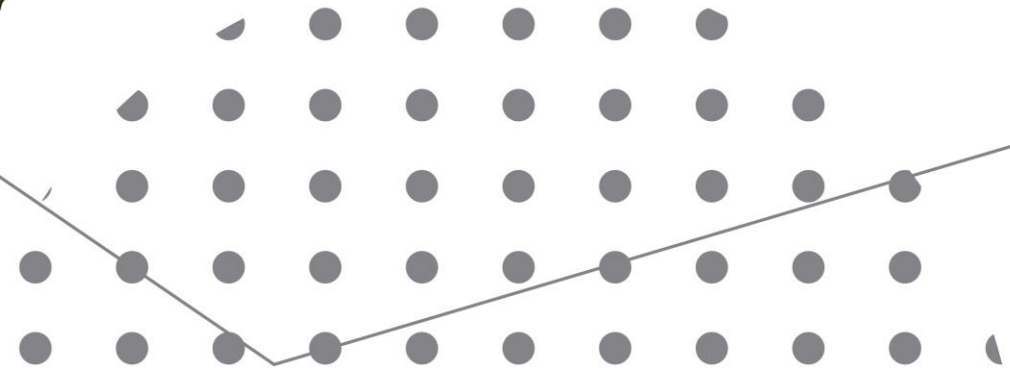
Coffee Bars

You can take advantage of the bars around the campus for a quick snack, a coffee or a croissant and cappuccino for breakfast



Tips:

- **The campus bars do not accept payment with student ID**
- Avoid a cultural gaffe: cappuccino *with or directly after* lunch isn't recommended



Printing & Photocopying

WHAT	WHERE	HOW
Printing Shops	<i>Fotocopie Elicopie</i> (Via Carducci, 37)	Across the road from the International (Carducci) building. USB or Email the file. OR search « <i>fotocopisteria</i> » in google maps to find the one nearest to you
Printing Machines	On Campus (one also at Carducci building 3 rd floor)	Using your Student ID Card You can find instructions on how to use your Student ID Card to print, copy and scan documents HERE and in the Services and Opportunities Section of your iCatt page. (minimum amount to load on is €5)** A4 black and white x1 = €0.035 A4 colour x1 = €0.30
Ufficio Fotoriproduzioni University printing office	Main Campus (Gregorianum Building - before entering the main library on the left)	You can pay and print there directly. A4 black and white x1 = €0.05 A4 colour x1 = €0.30

****The money you load onto your card for the Cafeteria cannot be used to pay for printing**

Main Library


Opening hours:

Monday – Friday : 8am – 8pm

Saturday: 9am – 6pm

[Library Services](#)

Book a spot to study on **Affluences**
(more on this later)



Cattolica Medical Centre

General Doctor

- No appointment required (just walk in)
- Free
- Visiting hours: Mon - Fri → 9am – 4.45pm
- English and Italian speaking doctor
- Location: Main campus, Dominicanum Building, 1st floor

Note: The medical centre will not issue medical notes for days that have passed

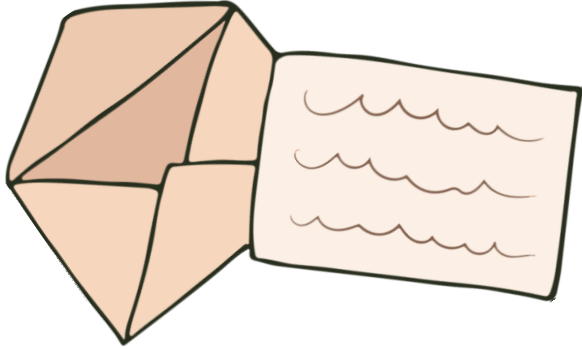
Specialist Visits (Dermatologist and Nutritionist)

- Appointment required (call 02 7234 2217)
- Cost: €50 (only with credit or debit card)
- Italian speaking doctor

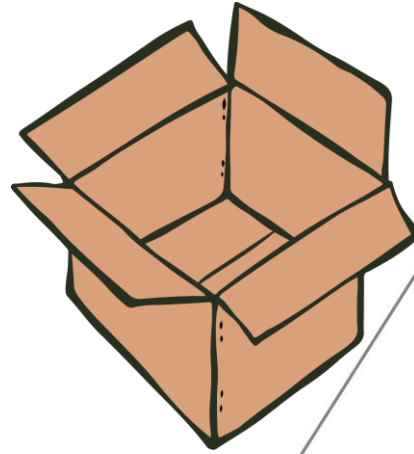
Psychologist

- Appointment required (send an e-mail to: consulenza.psicologica.dsu@educatt.it)
- Cost: first visit FREE; from the second visit €50
- English and Italian speaking doctor

Mail & Letters



If you need to receive **mail**, you can have it sent to the Carducci building (**ONLY LETTERS. NO PACKAGES**). We will notify you when we receive your mail.



If you need to receive large **mail or packages**, **they cannot be sent to Carducci**. We advise you have them sent by registered mail, or through express mail services (DHL, UPS, FedEx) and use their parcel collection service.



Amazon packages can be shipped to **Amazon Locker 'Nila'** located in the Via Necchi 9 Cafeteria.

POST DETAILS:

Università Cattolica del Sacro Cuore
Your Name and Last Name
c/o International Student Services
Via Carducci 28/30
20123 Milano – Italy

Phone: +39 02 7234 5221

How to Use Your Student ID Card



- **Swipe it** on the **card reader** to enter the University buildings
- **Pay** for your **meal** at the Cafeteria (see slide 14)
- Use **University services** ([printers](#), medical centre, library services, exams)
- If you want to use it as a **prepaid card**, go to the bank just inside the entrance of Largo Gemelli and to make an appointment. You need the **official fiscal code** for this. **Non EU** students must have applied for their permit of stay.

PERMIT OF STAY (*Permesso di soggiorno*)

All **non-EU students** who entered Italy with a study VISA **must apply** for the **Permit of Stay**

Non-EU students should have already received the Permit of Stay Kit (the big white envelope) containing the paper application form. If you are a non-EU student and you have **not** received it from us, let us know!

You will need to print copies of:

- Passport (photo page)
- Passport (VISA page)
- Your Admission Letter, stamped by the consulate
- Copy of health insurance details

We strongly advise you to **[WATCH THIS VIDEO](#)** that provides step-by-step guidance on how to complete the Permit of Stay documents



Tax/Fiscal Code (*Codice Fiscale - CF*)

What is it?

- A code made up of numbers and letters unique to your personal information.
- Required for most **rental contracts** and some online purchases including the **public transport travel card**.
- It is free and it remains the same forever

If you have not received your **official** Tax/Fiscal Code from the Agenzie delle Entrate (Italian Tax Authority) yet, you must book an appointment on line to get it in person. You can find out how [here](#).

You have already received a Fiscal Code from Cattolica via email which is a "fake" code and can **ONLY** to be used to reset your iCatt / email password.

Cattolica WiFi Connection



search for the network
“**wifi-unicatt**”



To **log in**, use your **user account** and **password**
(the same as your **iCatt account**)



Useful Apps and Websites



iCatt

Personal student page
([Website](#) or [Android](#) | [Apple](#))



Blackboard

Blackboard

Manage your courses
([Website](#))



Affluences

Book a study spot in the Library
([Website](#) or [Android](#) | [Apple](#))



We recommend using Chrome or Firefox browsers
– NOT Safari



iCatt - Personal student page



What is iCatt?

iCatt is the student portal where you will access your **personal page** with **all the information you need** to study at Cattolica including your course times and room numbers.

How do I access iCatt?

You can access iCatt directly at <https://icatt.unicatt.it> using the same user ID (firstname.lastname01) and password you used for the application portal.

(Note: your user ID may include middle names and could have “02” instead of “01”)

Note:

If you forget your password, click 'forgotten password' and use the 'fake' Fiscal Code (*codice fiscale*) that was sent to your email address just before you started your application to Cattolica.

iCatt Page (Web version)

Student name and surname
student ID number will be
shown here



UNIVERSITÀ CATTOLICA del Sacro Cuore



English

Italiano

Home Page

Online registrar

Services and opportunities

Help

PERSONAL DETAILS



Manage your profile
Modify your data

ATTENDANCE LIST

Check when you are authorized to access the University. To express your preferences, please use the iCatt mobile App.

VIEW

REGULATIONS OF THE UNIVERSITY

Code of Ethics and whistleblowing procedure to the Supervisory Body

Click here to access to the web page where you find more information to submit a report to the Supervisory Board (OdV: Organismo DI Vigilanza) concerning any breach or attempted breach of the Code of Ethics, the organization, Management and Control Model, the Statute and all University Regulations.

ACADEMIC REGULATIONS

YOUR MESSAGES

Date	Topic	Subject
:		

Last update : 1/17/23, 5:14 PM

« « 1 » »

5 items per page

REQUEST FOR INFORMATION

ARCHIVE

LINK BLACKBOARD COURSES

Access Blackboard

INFO COVID-19

Useful information is also available on the website at page [Covid-19 emergency update](#)

iCatt App

The **iCatt App** shows:

- information about your courses
- schedules and classrooms
- real-time updates about suspended and re-scheduled lessons
- available exam call dates and register for exams (**Academic curriculum only**)



Blackboard




Blackboard

Blackboard is the platform for accessing course materials, course content, assignments etc.. You can access Blackboard directly from your iCatt page by clicking on **Access Blackboard**.

The screenshot shows the iCatt website interface. At the top left, it says "UNIVERSITÀ CATTOLICA del Sacro Cuore" and "i catt". On the right, there are language options for "English" and "Italiano". Below the header, there are navigation links: "Home Page", "Online registrar", "Services and opportunities", and "Help".

The main content area is divided into several sections:

- PERSONAL DETAILS**: A section with a "Manage your profile" and "Modify your data" link.
- ATTENDANCE LIST**: A section with a "VIEW" button and a message: "Check when you are authorized to access the University. To express your preferences, please use the iCatt mobile App."
- REGULATIONS OF THE UNIVERSITY**: A section with a link to the "Code of Ethics and whistleblowing procedure to the Supervisory Body" and a message: "Click here to access to the web page where you find more information to submit a report to the Supervisory Board (OdV: Organismo DI Vigilanza) concerning any breach or attempted breach of the Code of Ethics, the organization, Management and Control Model, the Statute and all University Regulations."
- ACADEMIC REGULATIONS**: A section with a link to "ACADEMIC REGULATIONS".
- YOUR MESSAGES**: A section with a table of messages. The table has columns for "Date", "Topic", and "Subject". Below the table, there are "REQUEST FOR INFORMATION" and "ARCHIVE" buttons.
- LINK BLACKBOARD COURSES**: A section with a link to "Access Blackboard" circled in red.
- INFO COVID-19**: A section with a message: "Useful information is also available on the website at page Covid-19 emergency update".



John Doe

00000.doe

Basic Information

Full Name	John Doe
Email Address	john.doe01@icatt.it
Student ID	00000

Additional Information

Gender	Male
Birthday	Jun 15, 2000

System Settings

Language	English (United States)
Global Notification Settings	Stream notifications Email notifications Push notifications

You will learn how to activate your courses on Blackboard in the International / Academic curriculum info-sessions tomorrow

Affluences (Website)



Use Affluences to **book a study spot in the Library**

(You don't need to book a spot to enter and take a book)

Type «**Università Cattolica - Biblioteca MI**» in the «SEARCH» field


Click on «**Consultazione/studio**»

Click on «**Book**»



English ▶

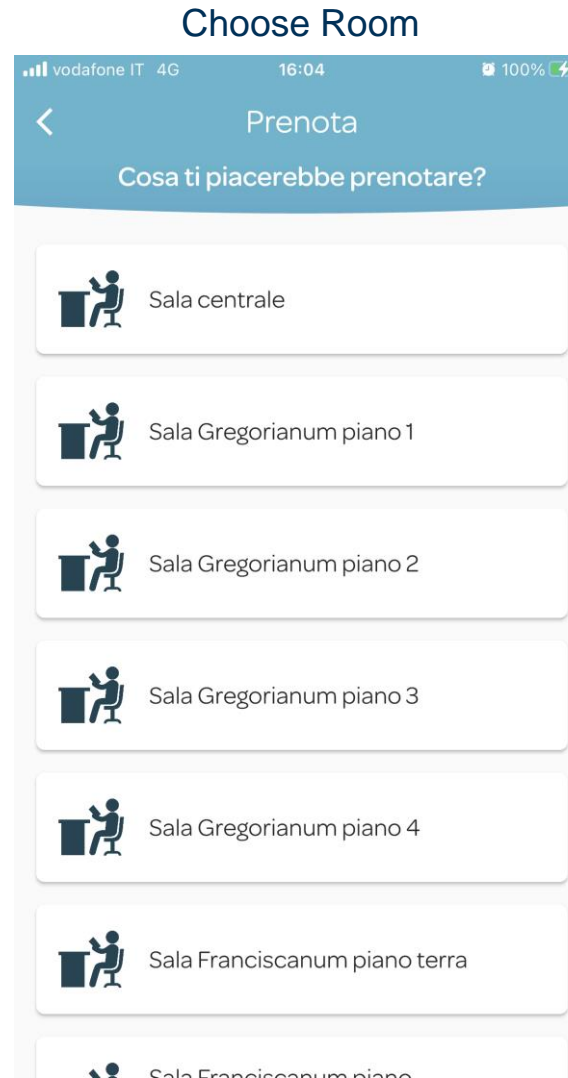
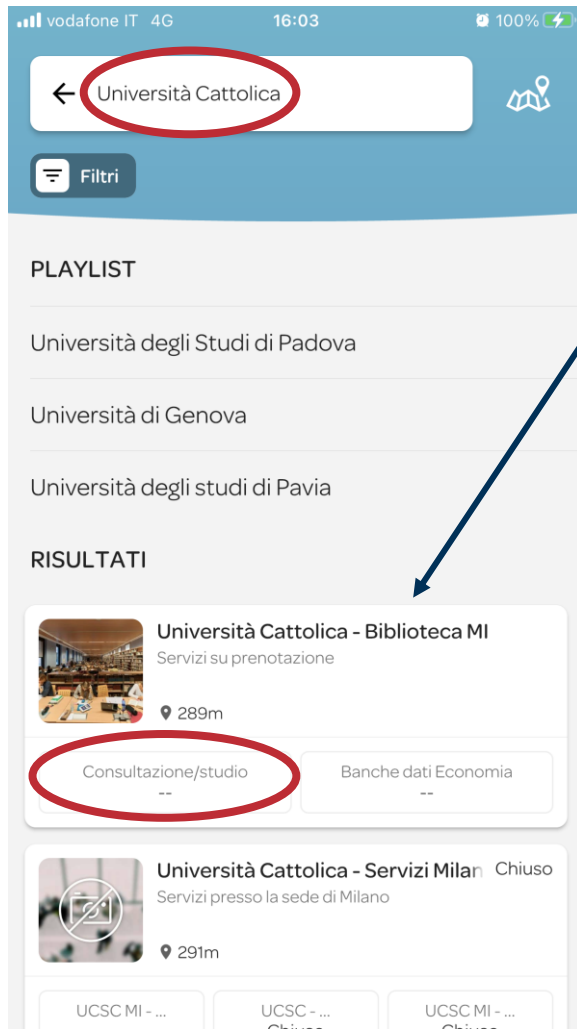
Institutions / Libraries / Università Cattolica - Biblioteca MI / Consultazione/studio



Affluences (App)



Type «**Università Cattolica - Biblioteca MI**» in the «SEARCH» field
Click on «**Consultazione/studio**»



Select duration (*durata*)
and time (*ora*) and click «*Prenota*»



Your @iCatt email account



Every student enrolled at Cattolica has an iCatt email address:
your iCatt username + @icatt.it

How do I access my iCatt email account?

Three options:

1: Directly from your **iCatt page** in the “**Your Messages**” section

2. Click on the **envelope** at the top right of the www.unicatt.it homepage

3. Visit the [Outlook website](#) and **add an account**



All Cattolica official communications related to courses will be directed to your **@icatt mailbox**.
Make sure to check it regularly (and the SPAM box).
For more information visit [this page](#).

You may want to **add a new account** to your current email box in order to access more than one account on your email app and receive push notifications

Life in Milan



- Public transport
- General safety tips
- Food and drink
- What to see in Milan
- A brief Italian lesson

Mobile Operators

The **main mobile companies** in Italy are: Vodafone, TIM, Wind3, Iliad

Check online for the best deal for you!

You can get a sim card online **if you already have an official fiscal code.**

Don't have one yet? No problem – go in store to get the sim without the fiscal code.



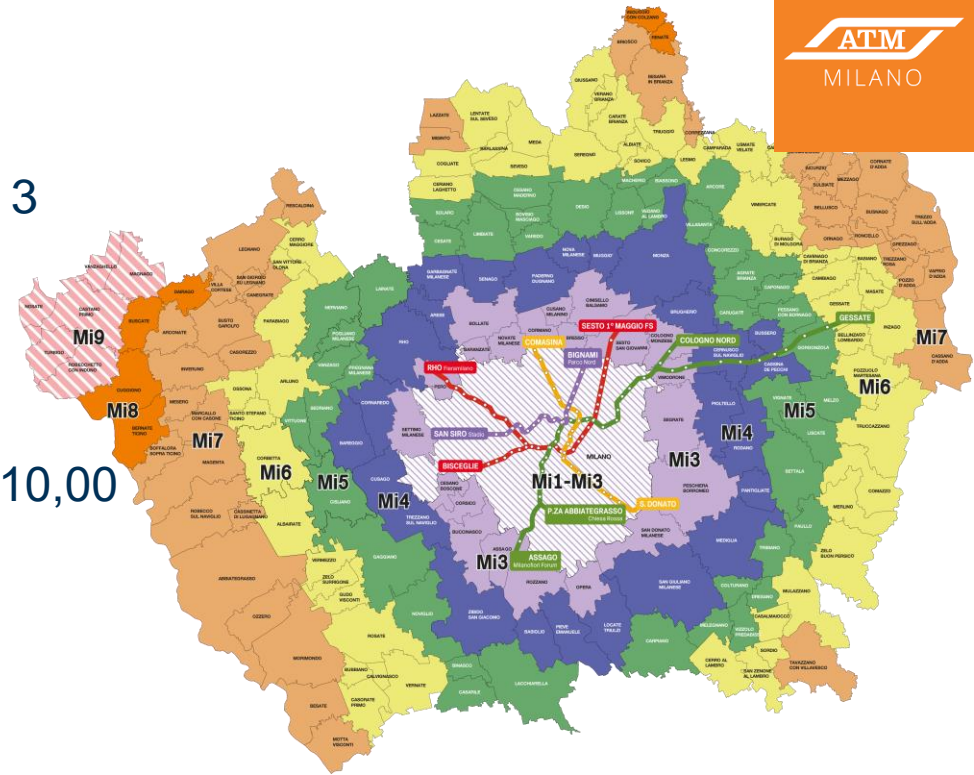
Public Transport: “ATM”



Milan is divided in zones. The basic fare that can be purchased is the 3 zones (Mi1-Mi3).

Costs for Mi1-Mi3:

- **Regular ticket** (valid for 90 minutes from the first validation): € 2,20
- **Monthly pass:** €22,00 + a 1 time purchase of the electronic card: €10,00 (valid on metro, bus, tram)
- Weekly pass and two-day passes are also available



[Check how to apply for you atm card here!](#)

Be aware of public transport strikes.
Use the ATM app for updates and also to buy virtual tickets

Useful links:
[More info here](#)
[Download the ATM Milano app!](#)

ATTENTION: Always **validate** your ticket when you get on a bus/tram/metro.

Paper ticket: Insert the ticket in the Metro station turnstile barrier (buy it from the machine in the metro or from the Tabacco shop)

Virtual ticket: Buy a ticket on the ATM Milano app and scan the QR code (only scan on the metro; no need to scan on bus and tram)


Contactless bank card (Metro + buse/tram): Tap your contactless bank card to enter (and **exit the metro**)

Taxi Service

- **White taxis** - They generally accept **card** but ask the driver first
- Use an **app** (below) to book a taxi: put your bank details into the app and pay online for the journey you take.

How to catch a cab:

- At a **taxi stand** at several points throughout the city (you generally can't flag a taxi down on the street in Milan)
- You can call several **taxi services** on these numbers:
024040, 026969, 028585




Freenow



ItTaxi



InTaxi



Bike Sharing

Cycling is an enjoyable, environmentally-friendly and practical way to travel around the city. Only use cycle lanes or the road – not the sidewalk, but always be **careful!** Some roads are not so safe for bikes in Milan.

Freefloating Bike Rentals (available throughout the city. Use their apps to access the service):

- Ridemovi  **mobike**
- Lime  **Lime**
- TIER  **TIER**

Station-based Bike Rentals (available at specific bike stations):

- BikeMi 

:

A Brief Italian Lesson (*Una breve lezione*)

Hello → **Buongiorno** / **Salve** (formal / for people you don't know)

Hi! / bye! → **Ciao**

My name is... → **Mi chiamo**

Please → **Per favore** ('per favor-ay')

Excuse me → **Mi scusi** (asking for a person's attention)

Excuse me → **Permesso** (asking for permission to pass/enter)

I would like → **Vorrei...**

Can I have...? → **Posso avere...?**

How much does it cost? → **Quanto costa...?**

Where is...? → **Dov'è...?** ('Dov-ay...?')

Thank you → **Grazie** ('gra-tz-ee-ay')

Have a nice day! → **Buona giornata!**



TIP: Pronounce every vowel in the word

Buongiorno, mi chiamo...

Posso avere un'informazione?

Vorrei sapere dove è l'ufficio immigrazione.

Grazie e buona giornata!

General Safety Tips

Milan is a relatively safe city! Just some things to remember...

- **Pickpockets** - be aware at train/metro stations, public transport and crowded places
- Always make sure your **backpack/handbag is closed. Hold it in your arms on public transport**
- Avoid putting your bag on the back of your chair when out in public
- Don't leave your **phone/wallet** on the table in bars – be careful of the 'paper trick' thieves
- Make sure you have **scans or copies** of your **important documents**, and **keep them safe** at home/ online
- Don't walk home alone late at night if you can avoid it - call a taxi

**EMERGENCY
SERVICE NUMBER:
112 or 911**
(Police, Ambulance,
Fire Department)

General tips

- If you visit a church, cover shoulders and knees and remove hats
- Appropriate clothing is expected at University: watch and learn from local students
- Be aware of your surroundings: safety, culture, appropriate behaviour
- Quiet hours: generally, 10pm on weekdays and 11pm on weekends
- Get out of your comfort zone!
- Interact with locals
- Join a club /go to events to make friends: e.g [Meetup](#), Facebook groups like [IWM](#)

Speak to us if you want to discuss anything! We are here for you.

Meetup



Milan international group - expats & students & travelers >

Gruppo Privato · Membri: 16.498



Iscrizione effettuata

Invita

Discussione Foto Richiedi o offri aiuto



Food and Drink

- **Payment system** varies in bars and restaurants
- (In the bar: usually pay first at the cashier and then order by showing the receipt)
- **Aperitivo:** it's a pre-dinner/relax-after-work moment that usually goes from 6 – 9pm
You can have drinks and snacks or small dishes and sometimes a buffet!
- **Tipping** isn't expected. In restaurants you will be charged a '**coperto**' (**service fee**) that is usually around €2 per person – this is always clearly written on the bill and is **not optional**.
- **Lunch time:** 12.00 pm – 2.30 pm
Dinner time: 7.00 pm – 10.00 pm



Public water fountains: free, clean water. Tap water in Milan is usually fine to drink!

- Visit your **local market** for an authentic **Italian grocery shopping experience**
Google search when and where your local market is! (*Viale Papiniano: Tuesday morning and Saturdays*)
- **Typical breakfast at the bar:** *cappuccino* and *cornetto* (also called *brioche* or *croissant*)

Check out [this article](#) for more tips!

YesMilano

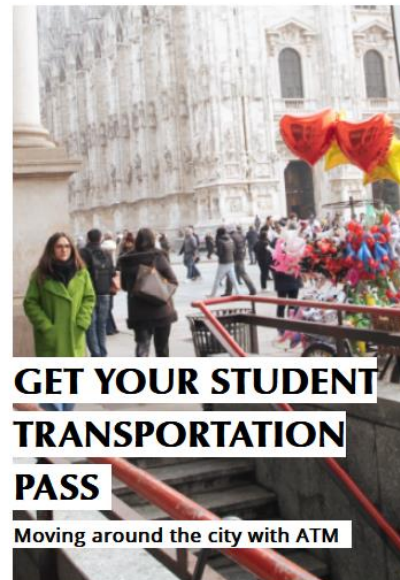
Your Guide to the City

[YesMilano](#) helps students with bureaucratic steps in Milan including:

- Tax/FiscalCode (Codice Fiscale)
- Public transport card

YESMILANO
YOUR GUIDE TO THE CITY

On the same theme



YESMILANO



New to the city?
Need assistance with
settling in Milano?

We can help! Find out how:



yesmilano.it/welcomestudents

MILANO&PARTNERS
The official promotional agency
of the City of Milano

Scan the QR code or [click here](#)

What to see in Milan (and nearby)

Parks:

- Parco Sempione
- Parco Solari (including indoor swimming pool)
- BAM - Biblioteca degli Alberi Milano
- Giardino Indro Montanelli
- Boscoincittà
- Parco Lambro

Monuments:

- Duomo di Milano (and rooftop)
- Castello Sforzesco
- Arco della Pace
- Torre Branca
- Cimitero Monumentale
- Basilica di Sant'Ambrogio

Museums*:

- Palazzo Reale
- Santa Maria delle Grazie (The Last Supper)
- MUDEC – Museo delle Culture
- GAM – Galleria di Arte Moderna
- Pinacoteca di Brera
- Museo della Scienza e della Tecnica Leonardo da Vinci
- Triennale
- Biblioteca Ambrosiana
- Hangar Bicocca

(Mostly free entry* on **first Sunday of the month**)

Nightlife Areas (dinners and bars):

- Piazza Gae Aulenti
- Corso Como
- Colonne di San Lorenzo
- Navigli
- Isola
- Arco della Pace

Weekend/ Day Trips (close to Milan):


- Como
- Lake Como
- Lake Garda
- Brescia
- Cremona
- Bergamo
- Varese

Weekend Mountain Breaks:

- Piani di Bobbio
- Pila
- Presolana Montepora
- Aprica
- Valmalenco
- Montecampione
- Pontedilegno-Tonale



For any other info you may need, visit [YesMilano](#)



Check out [this article](#) for a guide of Milan!




Duomo di Milano



Piazza Gae Aulenti



Brera



Navigli



Parco Sempione/Arco della Pace



Lake Como

Get connected with fellow students

ESN



*Help International students in Milan
have an unforgettable experience.*

Buddy Programme



*Get connected with
Cattolica students.*

What do you
want to
achieve or gain
from your study
abroad
experience?





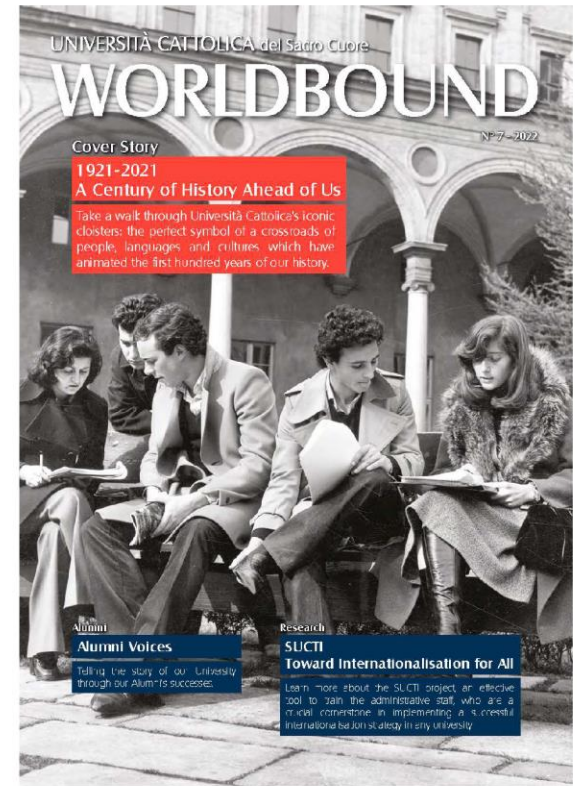
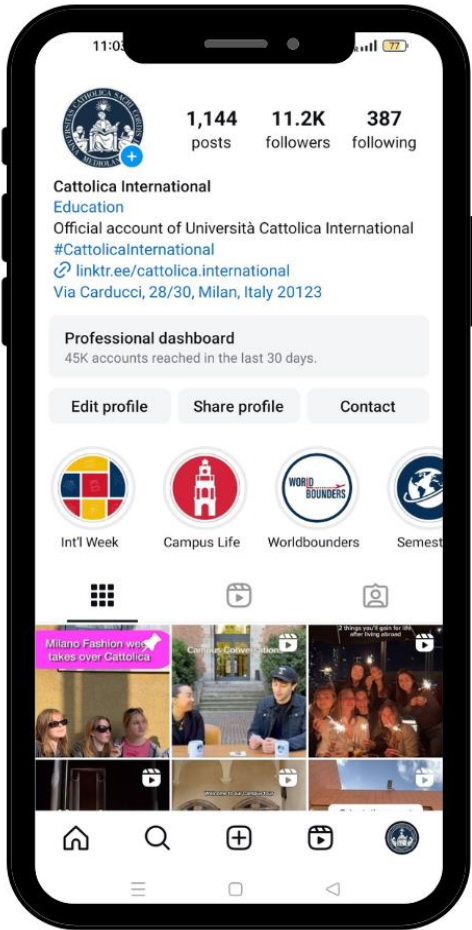
Up next...

- International Reputation Team
- Sports at Cattolica
- Studium Musicale d'Ateneo
- Erasmus Student Network (ESN)

International Reputation Team

Find us on
Instagram





Sport in Cattolica



@cus_cattolica

Studium musicale di Ateneo



Thank you for listening

What's next?

- International students info point
- ESN card sign-up
- Aperitivo buffet: 6pm in the caffetteria!

