



UNIVERSITÀ
CATTOLICA
del Sacro Cuore

Welcome International Students!

*Università Cattolica
del Sacro Cuore*



"wifi-unicatt"

Log in with your
iCatt user account and password

Table of contents

- International Student Services Team
- Agenda
- Cattolica Curricula
- University Buildings
- Campus Services
- Permit of Stay and Fiscal Code
- Useful Apps and Websites
- Life in Milan
- Extra-curricular activities at Cattolica



The **International** Student Services Team

Contacts



Francesca De Martini
Team Coordinator



Alicia Quijano
*Short Mobility Programmes
Buddy – Mentor Programme
ISEP Coordinator*



Laura Ferrari
*Academic Curriculum Course
Italian Language Course
Coordinator*



Martina Peretti
*General Inquiries
Double Degree Programmes*



Denise Diatta
*General Inquiries
Double Degree Programmes*



Olivia Menghini
*International Curriculum Course
Coordinator*

Contacts



Email:

international.advisor@unicatt.it



Phone:

(0039) 02 7234 5801 (Extension: 2)



Office:

Via Carducci, 30. 3rd floor -

Follow the blue arrows on the floor!



Office hours: Monday - Friday

Morning: 9.30am - 12.30pm

Afternoon: 2.30pm - 5pm

Make sure to check
and **BOOKMARK** the
Welcome to Cattolica page
for up-to-date information!

Agenda **Tuesday 17 February**

WHEN	WHERE	WHAT
2.30pm - 3pm	G. 110 Gemelli	Welcome Address
3pm - 4.15pm	G. 110 Gemelli	Presentation of Campus Services and Life in Milan, Safety, International Reputation Team Presentation, Studium Musicale di Ateneo, ESN presentation, Sports at Cattolica
4.15pm - 6pm	Cloister	Information points for: International Student Services; MIL Service; Erasmus Student Network (ESN); Sport in Cattolica; Studium Musicale d'Ateneo (Cattolica Music Association) Guided campus tours - every 20 minutes from 4.15pm-6pm by ESN and Worldbounders. Meeting point is located in the second cloister.
6pm - 7pm	University Cafeteria (via Necchi, 9)	Welcome aperitivo buffet

Agenda **Wednesday 18 February**

WHEN	WHERE	WHAT
10am – 11.30am	G. 110 Gemelli	Session on Cattolica International Curriculum (the session will be held in English language)
11.30am – 11.45am	G. 110 Gemelli	ISEP Exchange student benefits (only for ISEP Exchange students)
12.00pm – 12.30pm	G. 110 Gemelli	Session on Italian Language Course
2pm – 3.30pm	G. 110 Gemelli	Session on Cattolica Academic Curriculum (the session will be held in English language)
2pm – 3pm	C. 018 Carducci	Session on MISEI Program
4pm – 5pm	G. 110 Gemelli	Session on Cattolica Academic Curriculum (the session will be held in Italian language)

Agenda Thursday 19 February

WHEN	WHERE	WHAT
9.30am – 10.30am	C.311 Carducci	Session on Cattolica Academic Curriculum (the session will be held in Italian language) CANCELLED!
11am – 12pm	G. 110 Gemelli	Cultural Orientation: Getting to know Italy
2pm – 3pm	Online	Online Q&A session – link sent via email

The **Curricula**

International Curriculum

Only for International students (you!)
If you didn't select it during the application, you **can't** select it now.

- Finalise your courses during the Add/Drop period

Info session: Wednesday
10am – 11.30am G. 110 Gemelli

[International Curriculum Page – Spring 2026](#)

Speak to: Francesca De Martini, Olivia Menghini

Academic Curriculum

'Regular' Cattolica students AND international students can select.

- You can select these courses until March 31

Info session: Wednesday
2pm – 3.30pm: G. 110 Gemelli (the session will be held in **English** language)

Info session: Wednesday
4pm – 5pm G. 110 Gemelli (the session will be held in **Italian** language)

Speak to: Laura Ferrari

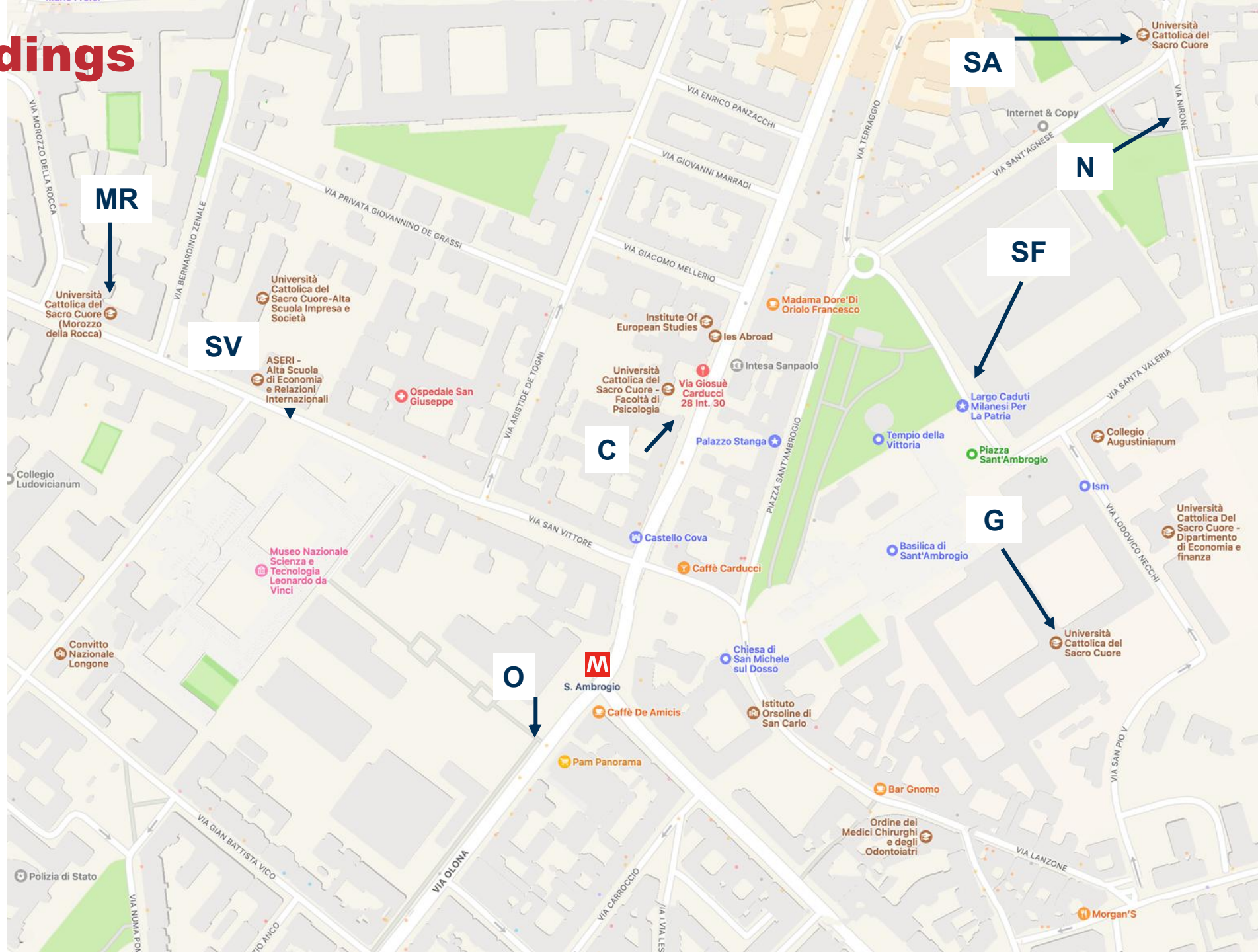
University buildings

Your courses may be held in various buildings!

Buildings Index:

- **G** = Gemelli (Main Campus – Largo Gemelli)
- **SF** = San Francesco
- **C** = Carducci (Cattolica International Building)
- **SA** = Sant'Agnese
- **N** = Nirone (Via Nirone)
- **O** = Olona (Via Olona)
- **MR** = Morozzo della Rocca
- **B** = Buonarroti (not on this map – 10 minute metro ride from Cadorna)
- **SV** = Via San Vittore 18

Example: **Aula C.311** = Carducci building - 3rd Floor - Room 311



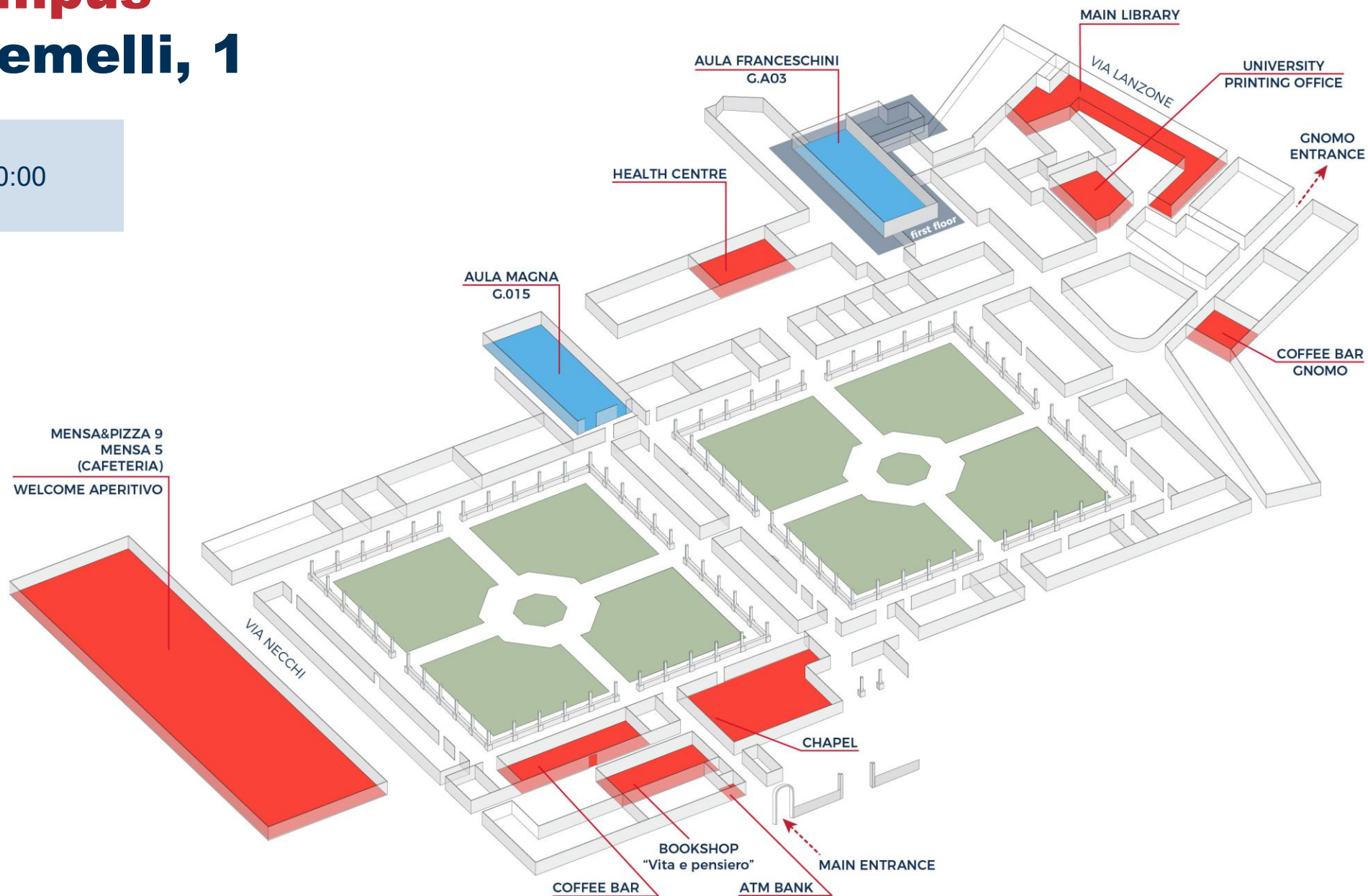
Main campus

Largo Gemelli, 1

Campus hours:

Mon – Fri: 7:45 – 20:00

Sat: 9:00 – 18:00



Composing **your meal**

(in the main mensa, via Necchi 9)

FIRST COURSE <i>(Primo piatto)</i>	Pasta / risotto / soup
SECOND COURSE <i>(Secondo piatto)</i>	Meat / fish/ vegetarian option (omelette, pie, large salad)
SIDE DISH <i>(Contorno)</i>	Vegetables, small salad, small piece of cheese
DESSERT	Yogurt, pudding, fruit
DRINK (included)	Refillable cup available at the cashier

COMPLETE MEAL

First Course
Second Course
Side Dish
Fruit
Bread
Drink (free refill)
€6.65

LUNCH MEAL 1

First Course
Side Dish
Fruit
Bread
Drink (free refill)
€5.00

LUNCH MEAL 2

Second Course
Fruit/Side Dish
Bread
Drink (free refill)
€5.00

BASIC PIZZA


A Slice of Pizza
Fruit / Fries
Drink (free refill)
€4.50/ €5,00



This is an example of a complete meal. Pasta (tortellini in broth), grilled meat, side of vegetables, fruit and bread.

Coffee bars

You can take advantage of the campus bars (Gemelli and Gnomo) or one of the many bars in the neighborhood for a quick snack, a coffee or a cappuccino and brioche for breakfast



Note:

- The campus bars do not accept payment with student ID

Printing & photocopying

WHAT	WHERE	HOW
Printing Shops	<i>Fotocopie Elicopie</i> (Via Carducci, 37)	Across the road from the International (Carducci) building. USB or Email the file. OR search « <i>fotocopisteria</i> » in google maps to find the one nearest to you
Printing Machines	On Campus (one also at Carducci building 3 rd floor)	Using your Student ID Card You can find instructions on how to use your Student ID Card to print, copy and scan documents HERE and in the Services and Opportunities Section of your iCatt page. (minimum amount to load on is €5)** A4 black and white x1 = €0.035 A4 colour x1 = €0.30
Ufficio Fotoriproduzioni University printing office	Main Campus (Gregorianum Building - before entering the main library on the left)	You can pay and print there directly. A4 black and white x1 = €0.05 A4 colour x1 = €0.30

****The money you load onto your card for the Cafeteria cannot be used to pay for printing**



Main library

Opening hours:

Monday – Friday : 8am – 8pm

Saturday: 9am – 6pm

Library Services

Book a spot to study on **Affluences**
(more on this later)

General Doctor

- No appointment required (just walk in)
- Free
- Visiting hours: Mon - Fri → 9am – 4.45pm
- English and Italian speaking doctor
- Location: Main campus, Dominicanum Building, 1st floor

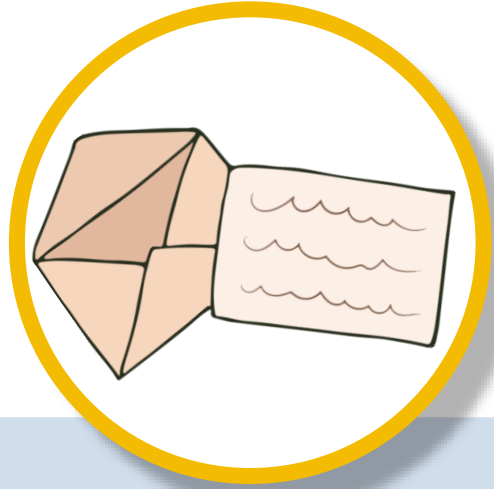
Specialist Visits (Nutritionist)

- Appointment required (call 02 7234 2217)
- Cost: €50 (only with credit or debit card)
- Italian speaking doctor

Psychologist

- Appointment required (send an e-mail to: consulenza.psicologica.dsu@educatt.it)
- Cost: up to 10 sessions free
- English and Italian speaking doctor
- [More info here: https://www.educatt.eu/health-care-and-psychological-counselling/](https://www.educatt.eu/health-care-and-psychological-counselling/)

Mail & letters



ONLY LETTERS. NO PACKAGES

We will notify you by email when we receive your mail.



If you need to receive **large mail** or **packages**, **they cannot be sent to Carducci**. We advise you have them sent by registered mail, or through express mail services (DHL, UPS, FedEx) and use their parcel collection service.



Amazon packages can be shipped to **Amazon Locker 'Nila'** located in the Via Necchi 9 Cafeteria.

POST DETAILS:

Università Cattolica del Sacro Cuore
Your Name and Last Name
c/o International Student Services
Via Carducci 28/30
20123 Milano – Italy
Phone: +39 02 7234 5801

How to use your Student ID Card



For International students it is **already activated and ready to use!**
The information on the letter inside is for local Cattolica students. You can ignore what is written on the letter.

- **Swipe it on the card reader** to enter the University buildings
- **Pay for your meal** at the Cafeteria
- Use **University services** (printers, medical centre, library services, exams)
- If you want to use it as a **prepaid card**, go to the bank just inside the entrance of Largo Gemelli and to make an appointment. You need the **official fiscal code** for this. **Non EU** students must have applied for their permit of stay.

Permit of Stay (*Permesso di soggiorno*)

All non-EU students who entered Italy with a study VISA must apply for the Permit of Stay

Non-EU students should have already received the Permit of Stay Kit (the big white envelope) containing the paper application form. If you are a non-EU student and you have **not** received it from us, let us know!

You will need to print copies of:

- Passport (photo page)
- Passport (VISA page)
- Your Admission Letter, stamped by the consulate
- Copy of health insurance details

You don't need the fiscal code for this.

AMICO

RICHIESTA DI RILASCIO/RINNOVO DEL PERMESSO/CARTA DI SOGGIORNO PER CITTADINI STRANIERI

Al Signor Questore di

CAP LOCALITÀ PR

Centro Servizi - CSA
VIALE TRASTEVERE 191
00153 ROMA RM



We strongly advise you to [WATCH THIS VIDEO](#) that provides step-by-step guidance on how to complete the Permit of Stay documents (specific video for Cattolica students!)

Tax/Fiscal Code

(Codice Fiscale - CF)

What is it?

- A code made up of numbers and letters unique to your personal information.
- Required for most **rental contracts** and some online purchases including the **public transport travel card**.
- It is free and it remains the same forever
- It is not linked to the Permit of stay and you don't need to wait for this to send your application.

If you have not received your **official** Tax/Fiscal Code from the Agenzie delle Entrate (Italian Tax Authority) yet, you must book an appointment to get it **in person**. You can find out how [here](#).

You have already received a Fiscal Code from Cattolica via email which is a "fake" code and can **ONLY be used to reset your iCatt / email password**. Do not provide this "fake" code to anyone because it is not correct for any other purpose.

Cattolica WiFi connection



Search for the network
“**wifi-unicatt**”



To **log in**, use your **user account** and **password**
(the same as your **iCatt account**)

To reset your password, use the ‘fake’ fiscal code you received by email from iam_noreply. The new password will reset for all of your iCatt platforms (email, Blackboard, iCatt, Wifi).

Useful Apps and Websites



iCatt

Personal student page
([Website](#) or [Android](#) | [Apple](#))



Blackboard

Blackboard
Manage your courses
([Website](#))



Affluences

Book a study spot in the Library
([Website](#) or [Android](#) | [Apple](#))



We recommend using
Chrome or Firefox browsers (NOT Safari)
for all University platforms



iCatt personal **student page**



What is iCatt?

iCatt is the student portal where you will access your **personal page** with **all the information you need** to study at Cattolica including your course times and room numbers.

How do I access iCatt?

You can access iCatt directly at <https://icatt.unicatt.it> using the same user ID (firstname.lastname01) and password you used for the application portal.

(Note: your user ID may include middle names and could have “02” instead of “01”)

If you receive an email from the system in the middle of the semester to change your password, DO change it or you will get locked out.

iCatt page (Web version)



Student name and surname
and student ID number
will be shown here

UNIVERSITÀ CATTOLICA del Sacro Cuore

English Italiano

Home Page Esami di Profitto Segreteria Online Corsi Servizi e opportunità Help

I TUOI DATI PERSONALI

██████████
Matricola: ██████████
International Programs - Sede di Milano
Inbound Mobility Programmes

[Gestisci il tuo profilo](#)

ESAMI DEL GIORNO

▶ OGGI

▶ DOMANI

[ISCRIVITI AGLI ESAMI](#)

REGOLAMENTI DELL'ATENEO

Codice Etico e segnalazioni all'Organismo di Vigilanza

Da questo collegamento potrai accedere alla pagina web, in cui troverai le istruzioni per poter inviare una segnalazione all'Organismo di Vigilanza relativa a una violazione compiuta o tentata del Codice Etico UCSC, del Modello di Organizzazione, Gestione e Controllo, dello Statuto e di tutti i Regolamenti di cui l'UCSC si è dotata.

REGOLAMENTO DIDATTICO

CARTA ATENEO

Premi ACCEDI per attivare o verificare lo stato della tua Carta Ateneo+

[ACCEDI](#)

LE COMUNICAZIONI PER TE

Data	Categoria	Oggetto
Non ci sono dati da visualizzare		

Ultimo aggiornamento : 18/02/25, 12:14

5 elementi per pagina

[Accedi alla tua casella @icatt.it](#)

Se hai domande riguardo al tuo programma di mobilità, contatta l'International Student Services team, scrivendo una email a: international.advisor@unicatt.it

ACCESSO CORSI BLACKBOARD

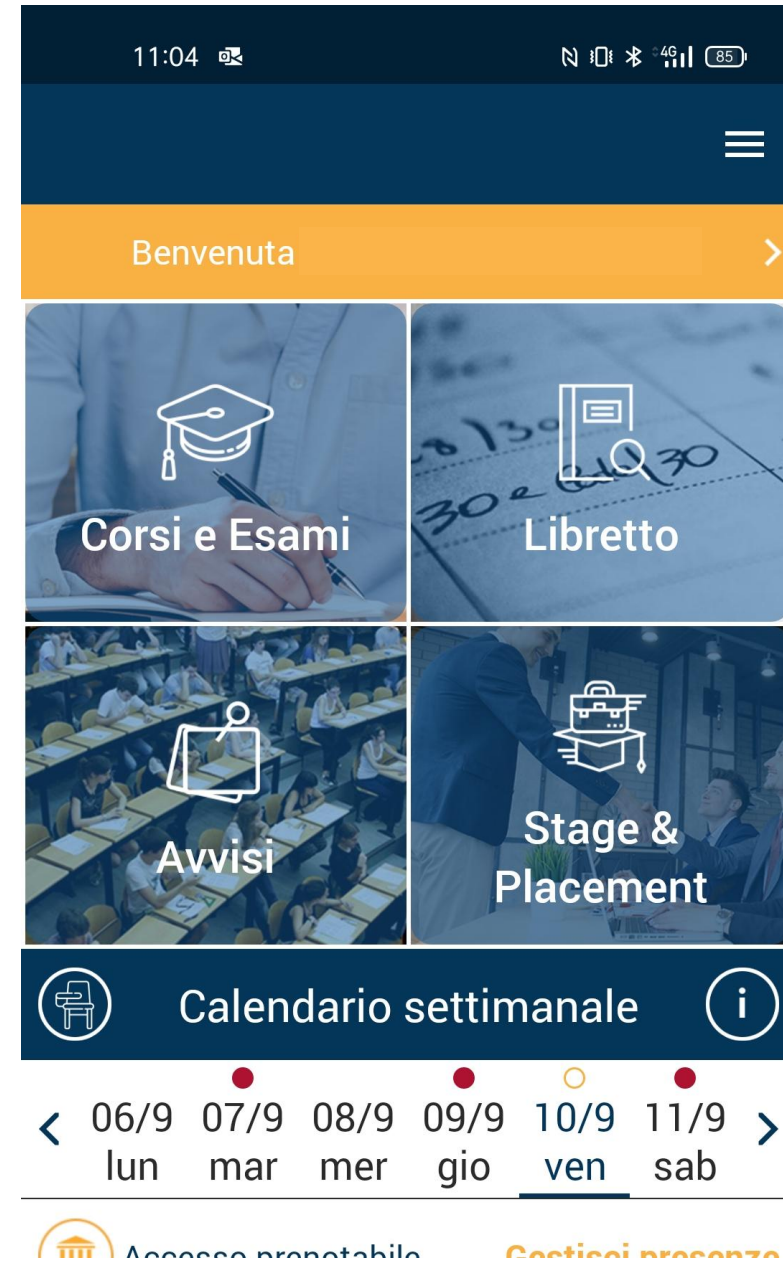
[Accedi a Blackboard](#)

iCatt App



The **iCatt App** shows:

- information about your courses
- schedules and classrooms
- real-time updates about suspended and re-scheduled lessons
- available exam call dates and register for exams (**Academic curriculum only**)



Blackboard page



Blackboard is the platform for accessing course materials, course content, assignments etc.

You will learn how to activate your courses on Blackboard in the International / Academic curriculum info-sessions tomorrow

The screenshot shows a user profile page for John Doe. On the left is a dark blue navigation sidebar with the following items: Institution Page, John Doe (selected), Activity Stream, Courses, Organizations, Calendar, Messages, Grades, Tools, and Sign Out. At the bottom of the sidebar are links for Privacy and Terms. The main content area has a header with the university logo and name, a user profile picture, the name John Doe, and the ID 00000.doe. Below this are three sections: Basic Information, Additional Information, and System Settings. Each section contains a table of user details.

Basic Information	
Full Name	John Doe
Email Address	john.doe01@icatt.it
Student ID	00000

Additional Information	
Gender	Male
Birthday	Jun 15, 2000

System Settings	
Language	English (United States)
Global Notification Settings	Stream notifications Email notifications Push notifications



Affluences (Website)



Use Affluences to **book a study spot in the Library**

(You don't need to book a spot to enter and take a book)

Type «**Università Cattolica - Biblioteca MI**» in the «SEARCH» field


Click on «**Consultazione/studio**»

Click on «**Book**»



English ▶

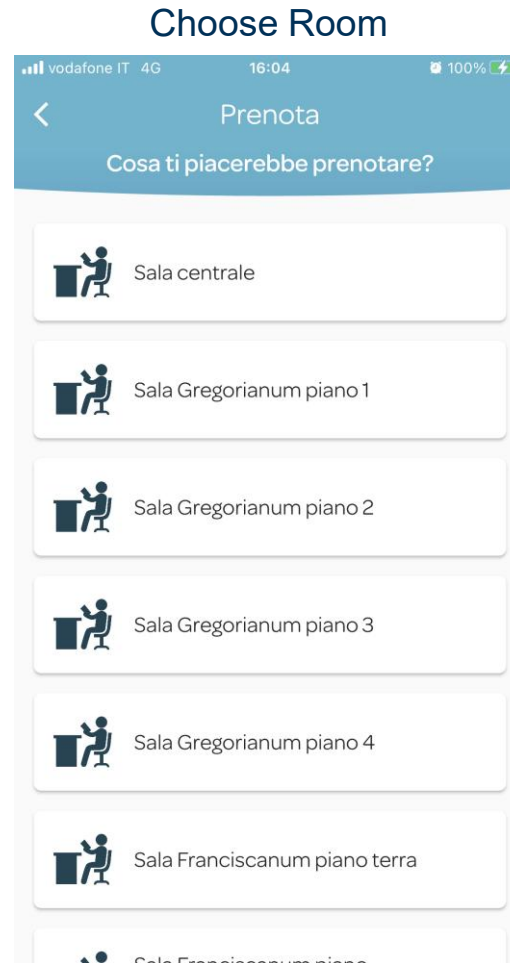
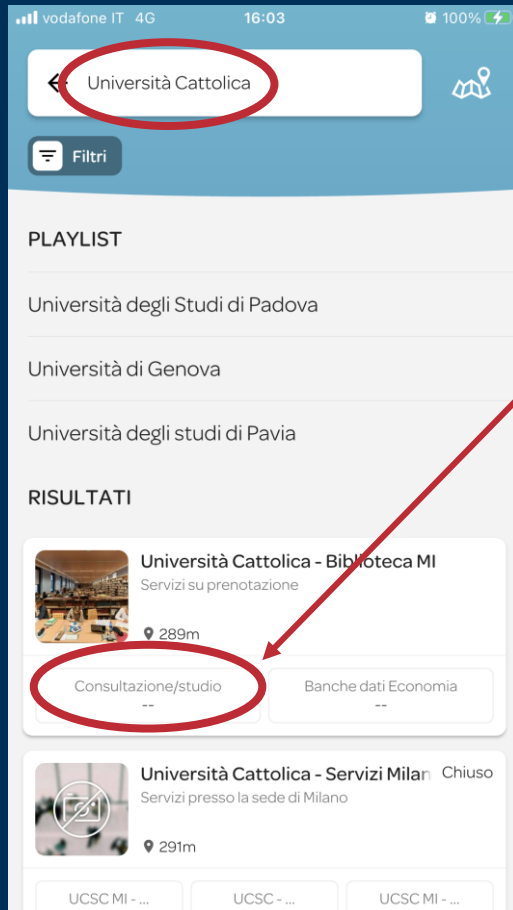
Institutions / Libraries / Università Cattolica - Biblioteca MI / Consultazione/studio



Affluences (App)



Type «**Università Cattolica - Biblioteca MI**» in the «SEARCH» field
Click on «**Consultazione/studio**»



Select time (*ora*) and duration (*durata*) and click «*Prenota*»



Your @iCatt email account



Every student enrolled at Cattolica has an iCatt email address:
your iCatt username + @icatt.it

How do I access my iCatt email account?
Three options:

<p>1 Visit the <u>Outlook website</u> and add an account</p>	<p>2 Click on the envelope at the top right of the <u>www.unicatt.it</u> homepage</p>	<p>3 Directly from your iCatt page in the “Your Messages” section</p>
--	---	--



Ateneo

Corsi

Ammissione

Facoltà

PORTALI



EN

All **Cattolica official communications** related to courses will be directed to your **@icatt mailbox**.
Make sure to check it regularly (and the SPAM box).
For more information visit [this page](#).

You may want to add a new account to your current email box in order to access more than one account on your email app and receive push notifications



Life in Milan

- Transport
- Mobile sim card
- General safety tips
- Food and drink
- What to see in Milan
- A brief Italian lesson
- *Come to tomorrow's cultural orientation session for more on Italian Culture*

Milan
IS my
City
now



Public transport: “ATM”

The basic fare is the 3 zones fare (Mi1-Mi3).

Costs for Mi1-Mi3 (Includes metro, bus and tram)

- **Regular ticket** (valid for 90 minutes from the first validation): € 2,20 paper or virtual ticket
- **Monthly pass:** €22,00 + a 1 time purchase of the electronic card: €10,00 (we recommend the physical card, not digital card).
- Weekly pass and two-day passes are also available

Check how to apply for you atm card here! **If you want to top up the card for the current month, it must be done before the 20th.**

You must book an appointment either on the app or by going to the ATM point. You don't need the official fiscal code if you apply for the ATM card in- person.

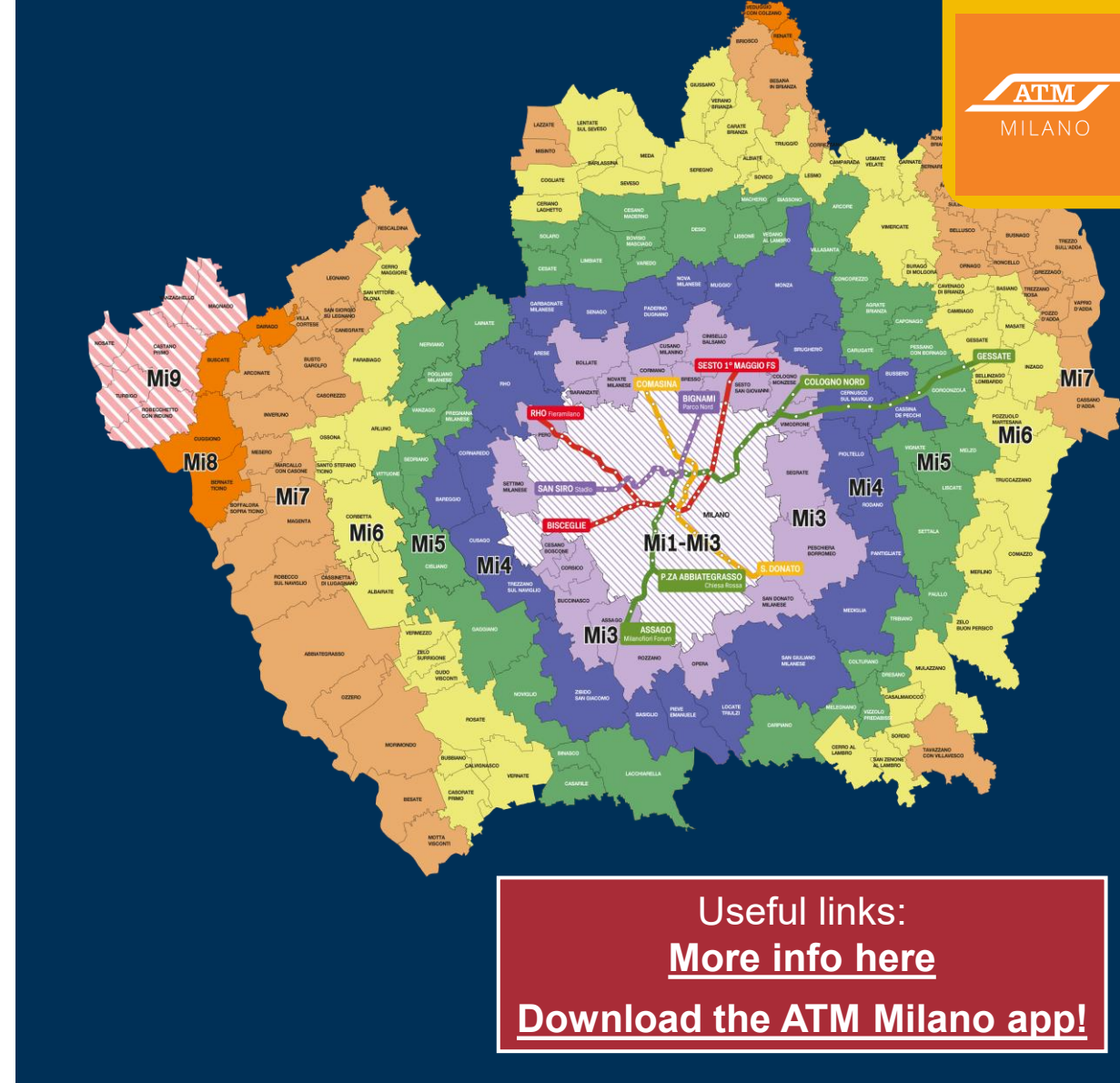
Be aware of public transport strikes. Use the ATM app for updates.

ATTENTION: Always **validate** your ticket when you get on a bus/tram/metro.

Paper ticket: Insert the ticket in the Metro station turnstile barrier (buy it from the machine in the metro or from the Tabacco shop)

Virtual ticket: Buy a ticket on the ATM Milano app and scan the QR code (only scan on the metro; press 'activate' on bus and tram)

Contactless bank card (Metro + bus/tram): Tap your contactless bank card to enter (and **exit the metro only**)



Bike sharing

Cycling is an enjoyable, environmentally-friendly and practical way to travel around the city.

Only use cycle lanes or the road – not the sidewalk but always be **careful!** Some roads are not so safe for bikes in Milan.

Freefloating Bike Rentals (available throughout the city. Use their apps to access the service).



Ridemovi

by
mobike



Lime



TIER

TIER
is becoming
dott



BikeMi

**Station-based
Bike Rentals**
(available at specific
bike stations)

Taxi service

White taxis:

They generally accept card but ask the driver first

How to catch a cab:

At a taxi stand at several points throughout the city

You can call several taxi services on these numbers:

024040, 026969, 028585

Taxi apps:

Put your bank details into the app and pay online for the journey you take.



Mobile Sim card

The main mobile companies in Italy are: Vodafone, TIM, Wind3, Iliad

Check online for the best deal for you!



- You can get a sim card **online** if you already have an **official fiscal code**.
- Don't have one yet? No problem – go **in-store** to get the sim without the official fiscal code.

A brief Italian Lesson *(Una breve lezione)*

Hello → **Buongiorno / Salve** (formal / for people you don't know)

Hi! / bye! → **Ciao**

My name is... → **Mi chiamo**

Please → **Per favore** ('per favor-ay')

Excuse me → **Mi scusi** (asking for a person's attention)

Excuse me → **Permesso** (asking for permission to pass/enter)

I would like → **Vorrei...**

Can I have...? → **Posso avere...?**

How much does it cost? → **Quanto costa...?**

Where is...? → **Dov'è...?** ('Dov-ay...?')

Thank you → **Grazie** ('gra-tz-ee-ay')

You're welcome! → **Prego**

Have a nice day! → **Buona giornata!**

**TIP: Pronounce every
vowel in the word**



Buongiorno, mi chiamo...

Posso avere un'informazione?

Vorrei sapere dove è l'ufficio immigrazione.

Grazie e buona giornata!

General Safety Tips

Milan is a relatively safe city! Just some things to remember...

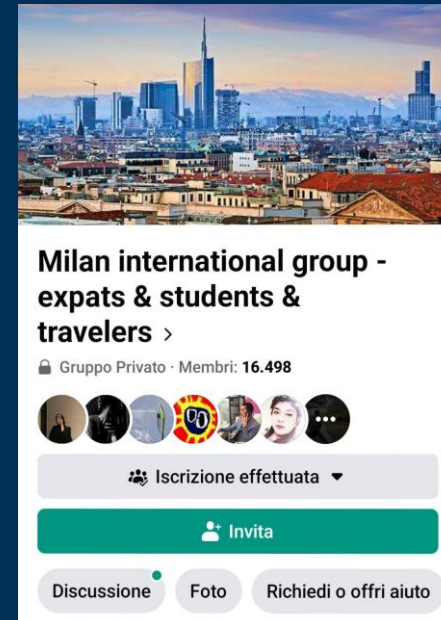
- **Pickpockets** - be aware at train/metro stations, public transport and crowded places
- Always make sure your **backpack/handbag is closed. Hold it in your arms on public transport**
- Avoid putting your bag on the back of your chair when out in public
- Don't leave your **phone/wallet** on the table in bars – be careful of the 'paper trick' thieves
- Keep your important documents (e.g. Passport) safe at home, and make sure you have **scans or copies** of them.
- Don't walk home alone late at night if you can avoid it - call a taxi. Download a taxi app today.

**EMERGENCY
SERVICE NUMBER:
112 or 911**
(Police, Ambulance,
Fire Department)

General Tips


- Be aware of your surroundings: safety, culture, appropriate behaviour
- If you visit a church, cover shoulders and knees and remove hats
- Appropriate clothing is expected at University: watch and learn from local students
- Quiet hours: generally, 10pm on weekdays and 11pm on weekends
- Get out of your comfort zone!
- Interact with locals
- Join a club /go to events to make friends: e.g [Meetup](#), Facebook groups like [International Women of Milan](#)
- Don't forget to relax and take time for yourself. Your wellbeing is important. Study abroad burn-out isn't fun.

*Speak to us if you want to discuss anything!
We are here for you.*



Food and Drink

- **Payment system** varies in bars and restaurants
(In the bar: usually pay first at the cashier and then order by showing the receipt)
- **Aperitivo:** it's a pre-dinner/relax-after-work moment that usually goes from 6 – 9pm
You can have drinks and snacks or small dishes and sometimes a buffet!
- **Tipping** isn't expected. In restaurants you will be charged a '**coperto**' (**service fee**) that is usually around €2 per person – this is always clearly written on the bill and is **not optional**.
- **Lunch time:** 12.00 pm – 2.30 pm
Dinner time: 7.00 pm – 10.00 pm
- **Public water fountains:** free, clean water. Tap water in Milan is usually fine to drink!
- Visit your **local market** for an authentic **Italian grocery shopping experience**
Google search when and where your local market is! (*Closest to the University is Viale Papiniano: Tuesday morning and Saturday all day*)
- **Typical breakfast at the bar:** *cappuccino* and *cornetto* (also called *brioche* or *croissant*)



Check out
[this article](#)
for more
tips!

YesMilano: your **guide to the city**

YESMILANO



New to the city?
Need assistance with
settling in Milano?

We can help! Find out how:



yesmilano.it/welcomestudents

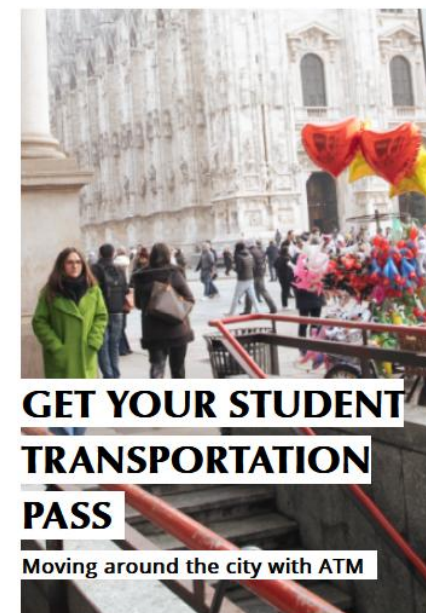
MILANO&PARTNERS
The official promotional agency
of the City of Milano

[YesMilano](#) helps students with bureaucratic steps in Milan including:

- Tax/FiscalCode (Codice Fiscale)
- Public transport card

YESMILANO
YOUR GUIDE TO THE CITY

On the same theme



Scan the QR code or [click here](#)

What to see in Milan (and nearby)

Parks:

- Parco Sempione
- Parco Solari (including indoor swimming pool)
- BAM - Biblioteca degli Alberi Milano
- Giardino Indro Montanelli
- Boscoincittà
- Parco Lambro

Monuments:

- Duomo di Milano (and rooftop)
- Castello Sforzesco
- Arco della Pace
- Torre Branca
- Cimitero Monumentale
- Basilica di Sant'Ambrogio

Museums*:

- Palazzo Reale
- Santa Maria delle Grazie (The Last Supper)
- MUDEC – Museo delle Culture
- GAM – Galleria di Arte Moderna
- Pinacoteca di Brera
- Museo della Scienza e della Tecnica Leonardo da Vinci
- Triennale
- Biblioteca Ambrosiana
- Hangar Bicocca

(Mostly free entry* on first Sunday of the month)

Nightlife Areas (dinners and bars):

- Piazza Gae Aulenti
- Corso Como
- Colonne di San Lorenzo
- Navigli
- Isola
- Arco della Pace

Weekend/ Day Trips (close to Milan):

- Como
- Lake Como
- Lake Garda
- Brescia
- Cremona
- Bergamo
- Varese

Weekend Mountain Breaks:

- Piani di Bobbio
- Pila
- Presolana Montepora
- Aprica
- Valmalenco
- Montecampione
- Pontedilegno-Tonale

Check out [this article](#) for a guide of Milan!

For any other info you may need, visit [YesMilano](#)





Duomo di Milano



Piazza Gae Aulenti



Brera



Navigli



Parco Sempione/Arco della Pace



Lake Como

**Get
connected
with
fellow
students**



*Help International students in Milan
have an unforgettable experience.*

Buddy Programme



Get connected with Cattolica students.

Up next...



- Studium Musicale d'Ateneo
- Sports at Cattolica
- Erasmus Student Network (ESN)

International Reputation Team



**Follow us
on Instagram!**



[cattolica.international](https://www.instagram.com/cattolica.international)



Sport in Cattolica



@cus_cattolica

Studium musicale di Ateneo



Thank you for listening

What's Next?

- International students info point
- ESN card sign-up
- Aperitivo buffet: 6pm in the cafeteria!