



UNIVERSITÀ
CATTOLICA
del Sacro Cuore

Welcome Summer Students!



search for the network
"wifi-unicatt"



To **log in**, use your **user account** and **password**
(the same as your **iCatt account**)

Summary

- ICatt account
- ICatt webpage
- Blackboard platform
- Campus services
- The city of Milan

The International Student Services Team



Francesca De Martini
Team Coordinator



Alicia Quijano

- Short mobility programmes
- Buddy – Mentor Programme
- Isep Coordinator



Laura Ferrari

- Academic Curriculum courses
- Italian Language courses



Martina Peretti:

- General inquiries
- Double Degree



Denise Diatta:

- General inquiries
- Double Degree

NEW Team members

- **Eleonora Suraci**
- **Caterina Spertini**
- **Alessandra Rizzo**

Contacts

Contacts



Email:

international.advisor@unicatt.it



Phone:

(0039) 02 7234 5801 (Extension: 2)



Office:

Via Carducci, 30 - 3rd Floor.

Follow the blue arrows on the floor!



Office hours: Monday - Friday

Morning: 9.30 am - 12.30 pm

Afternoon: 2.30 pm - 5 pm



Make sure to regularly check
and **BOOKMARK** the
[Welcome to Cattolica page](#)
for up-to-date information!

iCatt - Personal student page



What is iCatt?

iCatt is the student portal where you will access your **personal page** with **all the information you need** to study at Cattolica.

How do I access iCatt?

You can access iCatt from the **Cattolica home page** or directly at <https://icatt.unicatt.it> using the same user ID (firstname.lastname01) and password you used for the application portal.

(Note: your user ID may include middle names and could have “02” instead of “01”)

Note:

If you forget your password, click 'forgotten password' and use the *codice fiscale* that was sent to your email address just before you started your application to Cattolica

What does my iCatt Personal Page look like?

The screenshot shows the iCatt Personal Page interface. At the top, there is a navigation bar with the following items: Home Page, Exams, Online registration, **Courses** (circled in red), Services and opportunities, and Help. A user profile icon in the top right corner is labeled "Sincronizzazione non in corso" and has a tooltip that reads "Student name and surname" and "student ID number".

The main content area is divided into several sections:

- PERSONAL DETAILS:** A box containing "Student Name and Surname" and "Student ID", with a "Manage your profile" and "Modify your data" link.
- ATTENDANCE LIST:** A section with a "VIEW" button and text: "Check when you are authorized to access to the University. To express your preferences, please use iCatt mobile App."
- SCHEDULED EXAMS:** A section with "▶ TODAY" and "▶ TOMORROW" links, and an "EXAMS REGISTRATION" button.
- REGULATIONS OF THE UNIVERSITY:** A section at the bottom left.
- UNIVERSITY CARD:** A section with an "ACCESS" button and text: "Click on ACCESS to activate or check the activation status of your Ateneo+ University card".
- YOUR MESSAGES:** A section with a table header: "Date", "Topic", "Subject". Below the header, it says "There are no data to show". There are navigation arrows and a "5 elementi per pagina" dropdown.
- LINK BLACKBOARD COURSES:** A section with a "Go to Blackboard" button (circled in red).

At the bottom of the page, there is a footer with the text "Scrive qui per eseguire la ricerca" and a system tray showing the date and time: "12:57 07/01/2022".

How can I see my courses?

The screenshot shows the icatt website interface. At the top, there is a navigation bar with the following items: Home Page, Exams, Online registration, **Courses** (circled in red), Services and opportunities, and Help. A red arrow points from the text below to the 'Courses' link. Below the navigation bar, there are several sections: 'PERSONAL DETAILS' with a box containing 'Student Name and Surname' and 'Student ID'; 'UNIVERSITY CARD' with an 'ACCESS' button; and 'YOUR MESSAGES' with a table header showing 'Date', 'Topic', and 'Subject'. The user's name and surname are visible in the top right corner of the page.

Click on Courses on the navigation bar

How can I see my courses?

Home Page Exams Online registrar **Courses** Services and opportunities Help

COURSES

Course List Bb & OFA courses Searched courses **4** Search courses Study abroad

BUSINESS, GOVERNMENT AND THE GLOBAL ECONOMY
ANDREA ARIU  Register for exam 

DISC. OF ITALY THROUGH ITS CULINARY TRADIT.(CU300)
BARBARA BETTINELLI  Register for exam 

SUMMER Edizione 1
BARBARA BETTINELLI
PROGETTI INTERNAZIONAL

LESSONS 2023/24
10/06/2024 - 21/06/2024
09:00 (04:00) **ROOM C.311**

EXTRA LESSONS
No extra lessons

POSTPONED
No postponed lessons

ROOM CHANGES
No room change

PROGRAMME
Programme for 2023/24 academic year not present
Programme for 2022/23 academic year not present

EXAMINATION CALL DATES
Academic year of reference: 2023
Fri Jun 21 -Time Examination call
2024 09:00

PROFESSOR/LECTURER
BARBARA BETTINELLI 

Add to favorites so it appears on the icatt app on your phone


Add to favourites

How to enter Blackboard click on Go to Blackboard

The screenshot shows the icatt website home page. The browser address bar displays 'https://icatt.unicatt.it/icatt2/home'. The page header includes the university logo and navigation links for 'English' and 'Italiano'. A blue navigation bar contains links for 'Home Page', 'Exams', 'Online registrar', 'Courses', 'Services and opportunities', and 'Help'. The 'Home Page' link is circled in red. A white box in the top right corner contains the text 'Sincronizzazione non in corso' and a user profile icon. Another white box below it contains the text 'Student name and surname' and 'student ID number'. The main content area is divided into several sections: 'PERSONAL DETAILS' with a box for 'Student Name and Surname' and 'Student ID', and a 'Manage your profile' link; 'ATTENDANCE LIST' with a 'VIEW' button; 'SCHEDULED EXAMS' with 'TODAY' and 'TOMORROW' links and an 'EXAMS REGISTRATION' button; 'REGULATIONS OF THE UNIVERSITY'; 'UNIVERSITY CARD' with an 'ACCESS' button; 'YOUR MESSAGES' with a table header (Date, Topic, Subject) and a 'Go to your inbox @icatt.it' link; and 'LINK BLACKBOARD COURSES' with a 'Go to Blackboard' link circled in red.

Click on COURSES on your Blackboard home page to access your course.



Blackboard

UNIVERSITÀ CATTOLICA del Sacro Cuore Blackboard

Institution Page

John Doe

Activity Stream

Courses

Organizations

Calendar

Messages

Grades

Tools

Sign Out

Privacy
Terms

John Doe

00000.doe

Basic Information

Full Name	John Doe
Email Address	john.doe01@icatt.it
Student ID	00000

Additional Information

Gender	Male
Birthday	Jun 15, 2000

System Settings

Language	English (United States)
Global Notification Settings	Stream notifications Email notifications Push notifications

?

iCatt App

Download the **iCatt App** to:

- check information about courses
- schedules and classrooms



Your @iCatt email account

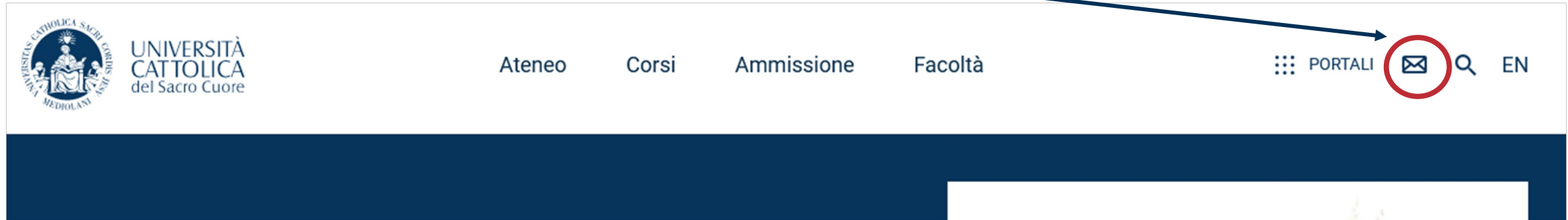


Every student enrolled at Cattolica has an iCatt email address:
your iCatt username + @icatt.it

How do I access my iCatt email account?

Three ways:

Directly from your iCatt page in the “ Your Messages ” section	Click on the envelope at the top right of the www.unicatt.it homepage	Visit the Outlook website and add an account
--	--	---



All **Cattolica official communications** related to courses will be directed to your **@icatt mailbox**.
Make sure to check it regularly.
For more information visit [this page](#).

ACADEMIC POLICIES

- Attendance is **mandatory**
- Excused absence only with a medical certificate
- Unexcused absences may lead to 3 or 4 points taken off final grade.
- Exams cannot be rescheduled
- The policies are on the welcome page. If you have not yet read them, please go to [this link](#) and once you have read the document, please confirm.



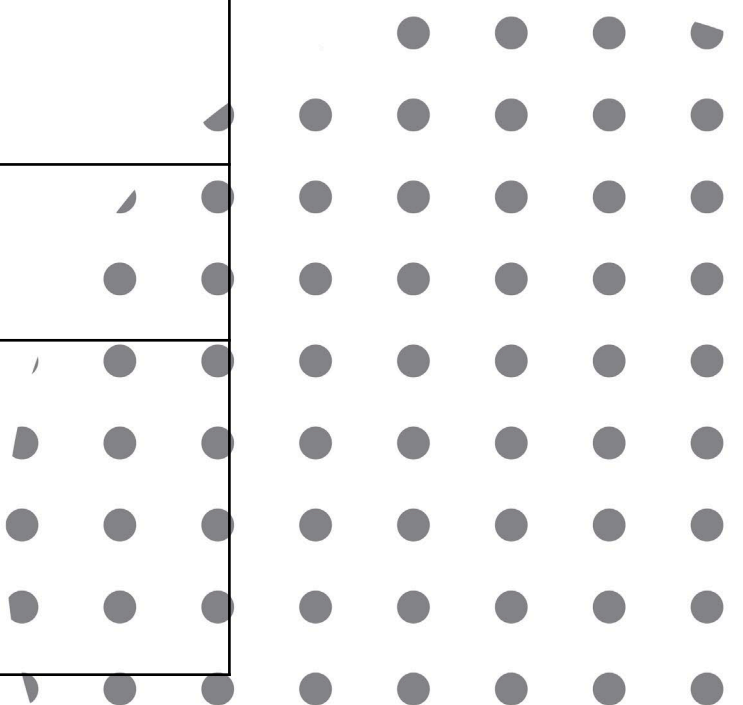
GRADES AND TRANSCRIPT OF RECORDS

- Grades are assigned according to the Italian grading system (30/30). A grade below 18/30 is insufficient and will be **marked as a Fail**.
- During the summer course, your grades will be available on **Blackboard** and the **absolute final course grade will be visible** on your **iCatt page**.
- At the end of the program you will receive an email with instructions on how to
- **Your home institution will convert the grade when Cattolica sends the final transcript to them via email at the end of your study abroad.**

A	95-100	Excellent	29-30 (30L - A+)
A-	90-94	Very good	28
B+	85-89	Very good	27
B	80-84	Good	26
B-	75-79	Good	25
C+	70-74	Decent	24
C	65-69	Satisfactory	23
C-	60-64	Satisfactory	22
D+	55-59	Pass	21
D	50-54	Pass	20
D-	45-49	Barely Pass	18-19
F	44 and below	Fail	<18

CLASSROOMS FIRST SESSION

SUMMER PROGRAM - Course Title	Classroom	Time
Prof Mantegazzini Strategic Management and Entrepreneurship	OL.002	14:30
Prof. Bettinelli – Discovery of Italy	C.311	14:00
Prof. Bellini – Italian Wine Culture in Literature and in Practice	C.311	14:30
Prof. Galvani – Effective Approaches to Sports Performance	C.314	14:00
Prof. Toccaceli - Mass Communication and Media Industries: the Italian Style in producing and managing Television, Advertising and Music	OL.001	14:30



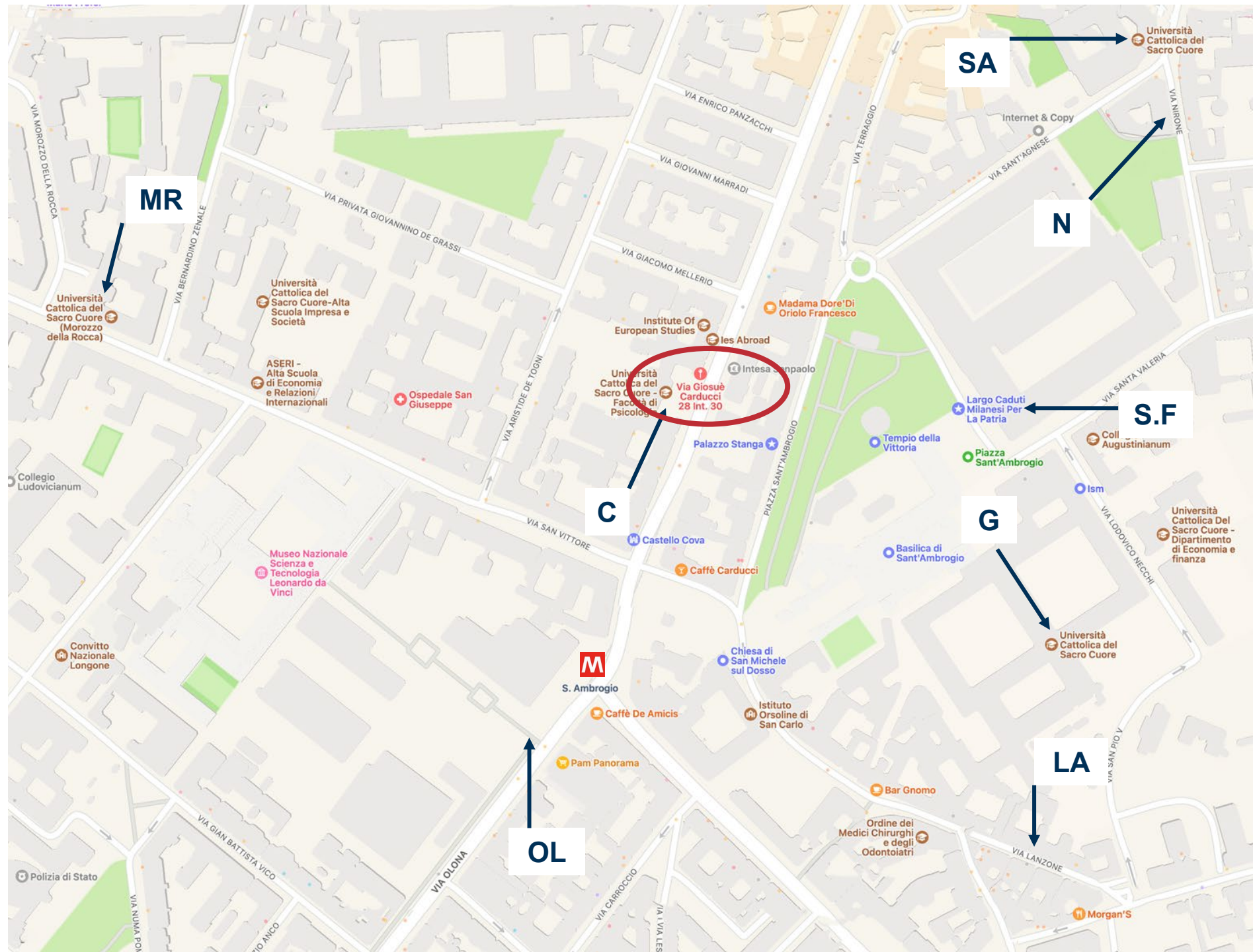
University Buildings

Your courses may be held in various buildings!

Buildings Index:

- **G** = Gemelli (Main Campus – Largo Gemelli)
- **C** = Carducci (Cattolica International Building)
- **MR** = Morozzo della Rocca
- **SA** = Sant’Agnese
- **N** = Nirone (Via Nirone)
- **LA** = Lanzone (Via Lanzone)
- **OL** = Olona (Via Olona)

Example: C.311 = Carducci building - 3rd Floor - Room 311



MAIN CAMPUS

LARGO GEMELLI, 1



Gemelli Campus Hours:
Mon – Fri: 7:45 – 20:00
Sat: 9:00 – 18:00



UNIVERSITÀ
CATTOLICA
del Sacro Cuore

Cafeteria (Mensa)

Locations

- Mensa&Pizza 9 (Via Necchi, 9)
- Mensa 5 (Via Necchi, 5)
- Mensa 18 (Via San Vittore, 18)

Prices

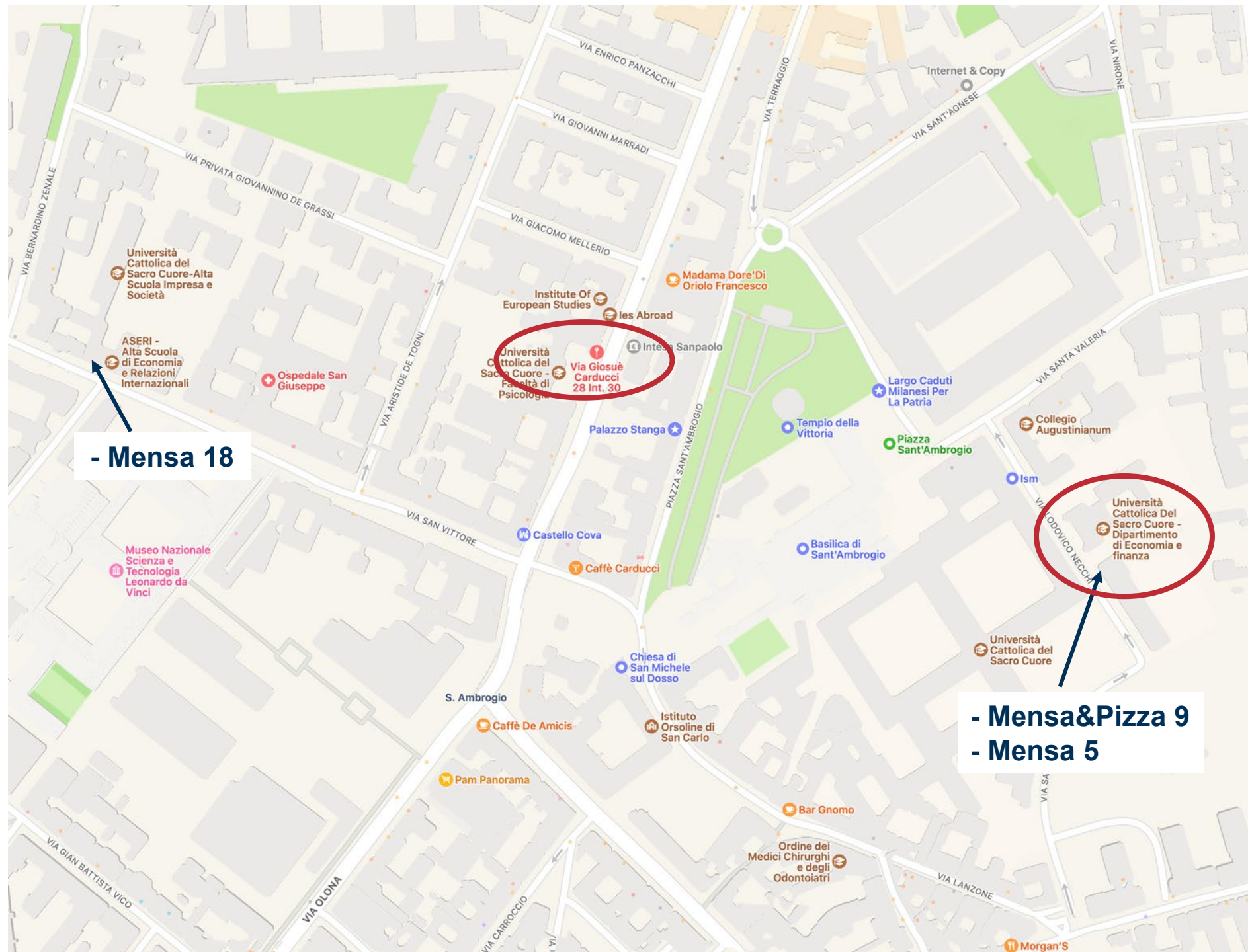
- Complete meal: €7,70
- Lunch meal: €5,00

Payment

- Use your student ID card: cash not accepted
- Card top-up machines are located at the entrance of the Mensa&Pizza 9 (Via Necchi, 9)

Opening Hours

From 11.30 am until 3.00 pm.
For more specific opening times, check online!



Composing your meal

FIRST COURSE (Primo piatto):	Pasta/ risotto/ soup
SECOND COURSE (Secondo piatto):	Meat/ fish/ vegetarian option (omelette, pie)/ large salad
SIDE DISH (Contorno):	Vegetables, small salad, small piece of cheese
DESSERT:	Yogurt, pudding, fruit



COMPLETE MEAL

First Course
Second Course
Side Dish
Fruit
Bread
Drink (free refill)

€6.65

LUNCH MEAL 1

First Course
Side Dish
Fruit
Bread
Drink (free refill)

€5.00

LUNCH MEAL 2

Second Course
Fruit
Bread
Drink (free refill)

€5,00

LUNCH MEAL 3

Second Course
Side Dish
Bread
Drink (free refill)

€5,00

BASIC PIZZA

A Slice of Pizza
Fruit
Drink (free refill)

€4,50

BASIC PIZZA

A Slice of Pizza
Fries
Drink (free refill)




€5.00

The Main Cafeteria “Mensa” on *Via Necchi 9*

1. [Load money](#) onto your student ID (insert your ID and remove straight away, as shown on the video)
2. Check the day’s menu and join the line: there are two lines:
 - Pizza line
 - Regular line (at one point the line splits left and right, but the food is the same)
3. Grab a tray, cutlery and bread (optional)
4. Choose what you would like based on the options on the previous slide
5. Grab a beverage at the beverage fountain machine (free refills)
6. Pay by swiping your student ID card at the cash register
7. Enjoy! (buon appetito!)
8. When you are finished eating, place your tray on the conveyor belt in the dining area on the right.

Coffee Bars

You can take advantage of the bars around the campus for a quick snack, a coffee or a **brioche** (croissant) with cappuccino



How to Use Your Student ID Card



- **Eat** at the Cafeteria
- **Use University services** (printers, medical centre, library services)
- **Access some areas reserved for authorized person**

Cattolica WiFi Connection



search for the network
“wifi-unicatt”



To **log in**, use your **user account** and **password**
(the same as your **iCatt account**)



HEALTH CENTER

Main campus, Dominicanum Building, 1st floor

- No appointment required (free access)
- Free visits
- Visits hours: Mon - Thur - Fri → 9.00 am – 4.45 pm | Tue – Wed → 1.00 pm – 4.45 pm
- English and Italian speaking doctor



Life in Milan



- A brief Italian lesson
- Public transport
- General safety tips
- Food and drink
- What to see in Milan

A Brief Italian Lesson (*Una breve lezione*)

Hello → **Buongiorno** (formal / for people you don't know)

Hi! / bye! → **Ciao**

My name is... → **Mi chiamo**

Please → **Per favore** ('per favor-ay')

Excuse me → **Mi scusi** (asking for a person's attention)

Excuse me → **Permesso** (asking for permission to pass/enter)

I would like → **Vorrei...**

Can I have...? → **Posso avere...?**

How much does it cost? → **Quanto costa...?**

Where is...? → **Dov'è...?** ('Dov-ay...?')

Thank you → **Grazie** ('gra-tz-ee-ay')

Have a nice day! → **Buona giornata!**



TIP: Pronounce every vowel in the word

Buongiorno, mi chiamo...

Posso avere un'informazione?

Vorrei sapere dove è l'ufficio immigrazione.

Grazie e buona giornata!

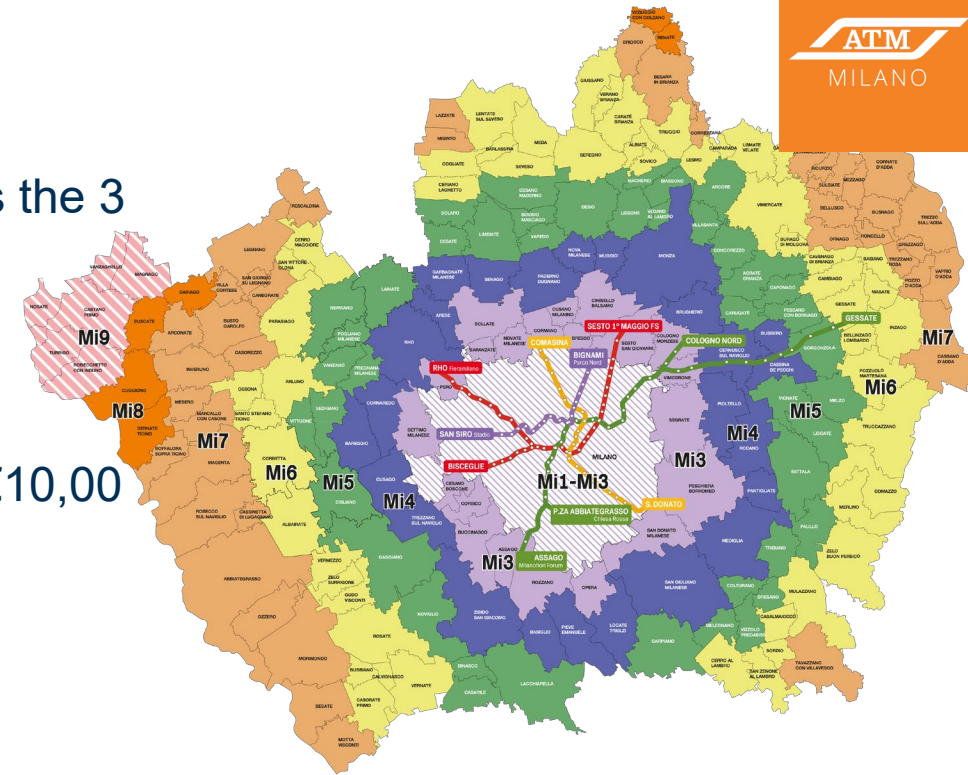
Public Transport: “ATM”

Milan is divided in zones. The minimum fare that can be purchased is the 3 zones (Mi1-Mi3).

Costs for Mi1-Mi3:

- **Regular ticket** (valid for 90 minutes from the first validation): € 2,20
- **Monthly pass:** €22,00 + a 1 time purchase of the electronic card: €10,00 (valid on metro, bus, tram)
- Weekly pass and two-day passes are also available

[Check how to apply for you atm card here!](#)



Be aware of public transport strikes.
Use the ATM app for updates and also to buy virtual tickets

Useful links:
[More info here](#)
[Download the ATM Milano app!](#)

ATTENTION: Always **validate** your ticket when you get on a bus/tram/metro.

Paper ticket: Insert the ticket in the machine

Virtual ticket: Buy a ticket on the ATM app and scan the QR code (only for the metro; no need to scan on bus and tram)

Contactless bank card: Tap your contactless bank card to enter and **exit**

Taxi Service

- **White taxis** are generally cheaper than **UBER**
- They generally accept **cards** but ask the driver first

How to catch a cab:

- At a **taxi stand** at several points throughout the city
- You can call several **taxi services** on these numbers:
024040, 026969, 028585
- Download one of these **Apps**:




Freenow



ItTaxi



InTaxi



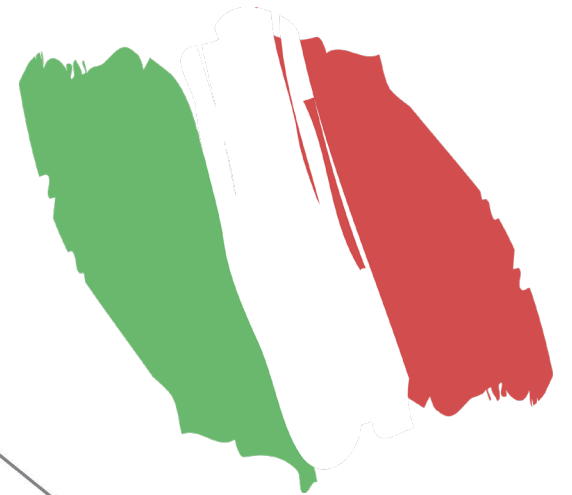
General Safety Tips

- Be very aware of **pickpockets** at train stations, metro stations and on public transport
- Always make sure your **backpack/handbag is closed. Hold your bag/backpack in your arms on transport**
- Don't leave your **phone/wallet** on the table in bars
- In Italy you are required to always have an **ID card** with you. However, we advise you to keep your **passport** in your **apartment** in a **safe place**.
- Make sure you have **scans or copies** of your **important documents**, and **keep them safe** at home/ online
- If you're getting home late, **don't walk home alone** if you can avoid it - call a taxi

**EMERGENCY
SERVICE NUMBER:
112**
(Police, Ambulance,
Fire Department)


General tips

- Be aware of your surroundings
- Quiet hours are generally 10 pm on weekdays and 11 pm on weekends
- If you visit a church, cover shoulders and knees and remove hats
- Get out of your comfort zone!
- Interact with locals
- Speak to us if you want to discuss anything!



Food and Drink

- **Payment system** varies in bars and restaurants
- **Aperitivo**: it's a pre-dinner/relax after work moment that usually goes from 6.00 pm to 9.00 pm. You can have drinks and snacks or small dishes.
- **Tipping** isn't expected (You may leave some extra euros and this will be appreciated, but it is not necessary). However, you will be charged a '**coperto**' (**service fee**) that is usually around € 2,00 per person
- **Lunch time**: 12.00 pm – 2.30 pm
Dinner time: 7.00 pm – 10.00 pm
- **Public water fountains**: free, clean water
- Visit the **local farmers market** for an authentic **Italian grocery shopping experience**
- **Typical breakfast at the bar**: *cappuccino* and *cornetto* (also called brioche or croissant)



Check out [this article](#) for more tips!

What to see in Milan (and whereabouts)



Parks:

- Parco Sempione
- Parco Solari (including indoor swimming pool)
- BAM - Biblioteca degli Alberi Milano
- Giardino Indro Montanelli
- Boscoincittà
- Parco Lambro

Monuments:

- Duomo di Milano
- Castello Sforzesco
- Arco della Pace
- Torre Branca
- Cimitero Monumentale
- Basilica di Sant'Ambrogio

Museums*:

- Palazzo Reale
- Santa Maria delle Grazie (The Last Supper)
- MUDEC – Museo delle Culture
- GAM – Galleria di Arte Moderna
- Pinacoteca di Brera
- Museo della Scienza e della Tecnica Leonardo da Vinci
- Triennale
- Biblioteca Ambrosiana
- Hangar Bicocca

(Mostly free entry* on first Sunday of the month)

Nightlife Areas (dinners and bars):

- Piazza Gae Aulenti
- Corso Como
- Colonne di San Lorenzo
- Navigli
- Isola
- Arco della Pace

Weekend Trips (close to Milan):

- Como
- Lake Como
- Lake Garda
- Brescia
- Cremona
- Bergamo
- Varese

Weekend Mountain Breaks:

- Piani di Bobbio
- Pila
- Presolana Montepora
- Aprica
- Valmalenco
- Montecampione
- Pontedilegno-Tonale

For any other info you may need,
visit [YesMilano](https://www.yesmilano.com)

Check out [this article](#) for a guide of Milan!


YesMilano

Your Guide to the City

Y|E|S|MILANO



Follow us! Tag us!



@cattolica.international





Thank you!