




UNIVERSITÀ
CATTOLICA
del Sacro Cuore

Welcome Winter Students!



Summary

- ICatt account
- ICatt webpage
- Blackboard platform
- Campus services
- The city of Milan

The International Student Services Team



Francesca De Martini
Team Coordinator



- Alicia Quijano**
- Short mobility programmes
 - Buddy – Mentor Programme
 - Isep Coordinator



- Laura Ferrari**
- Academic Curriculum courses
 - Italian Language courses



- Martina Peretti:**
- General inquiries
 - Double Degree



- Olivia Menghini**
- International Curriculum courses

Contacts



Email:
international.advisor@unicatt.it



Phone:
(0039) 02 7234 5801 (Extension: 2)



Office:
Via Carducci, 30 - 3rd Floor.
Follow the blue arrows on the floor!



Office hours: Monday - Friday
Morning: 9.30 am - 12.30 pm
Afternoon: 2.30 pm - 5 pm



Make sure to regularly check
and **BOOKMARK** the
[Welcome to Cattolica page](#)
for up-to-date information!

iCatt - Personal student page



What is iCatt?

iCatt is the student portal where you will access your **personal page** with **all the information you need** to study at Cattolica.

How do I access iCatt?

You can access iCatt from the **Cattolica home page** or directly at <https://icatt.unicatt.it> using the same user ID (firstname.lastname01) and password you used for the application portal.

(Note: your user ID may include middle names and could have “02” instead of “01”)

Note:

If you forget your password, click ‘forgotten password’ and use the *codice fiscale* that was sent to your email address just before you started your application to Cattolica

What does my iCatt Personal Page look like?

The screenshot shows the iCatt Personal Page interface. The browser address bar displays `https://icatt.unicatt.it/icatt2/home`. The page header includes the university logo and navigation links for English and Italiano. A user profile dropdown menu is open, showing the text "Sincronizzazione non in corso" and a user icon. The main navigation bar contains links for Home Page, Exams, Online registration, Courses, Services and opportunities, and Help. The "Courses" link is circled in red. The "PERSONAL DETAILS" section contains a box with "Student Name and Surname" and "Student ID", and a "Manage your profile / Modify your data" link. The "UNIVERSITY CARD" section has an "ACCESS" button. The "YOUR MESSAGES" section shows a table with columns for Date, Topic, and Subject, and a "Go to your inbox @icatt.it" link. The "LINK BLACKBOARD COURSES" section has a "Go to Blackboard" link circled in red. The footer contains a search bar and system tray information.

icatt - Università Cattolica del Sacro Cuore

English Italiano

Sincronizzazione non in corso

Home Page Exams Online registration **Courses** Services and opportunities Help

PERSONAL DETAILS

Student Name and Surname
Student ID

Manage your profile
Modify your data

ATTENDANCE LIST

Check when you are authorized to access to the University. To express your preferences, please use iCatt mobile App.

VIEW

SCHEDULED EXAMS

TODAY
TOMORROW

EXAMS REGISTRATION

REGULATIONS OF THE UNIVERSITY

UNIVERSITY CARD

Click on ACCESS to activate or check the activation status of your Ateneo+ University card

ACCESS

YOUR MESSAGES

Date	Topic	Subject
There are no data to show		

Last update : 1/7/22, 12:57 PM

5 elementi per pagina

Go to your inbox @icatt.it
If you have questions on your mobility programme, please get in contact with the International Student Services team, writing an email to: international.advisor@unicatt.it

LINK BLACKBOARD COURSES

Go to Blackboard

Scrive qui per eseguire la ricerca

13°C 12:57 07/01/2022

How can I see my courses?

The screenshot shows the icatt website interface. At the top, there is a navigation bar with the following links: Home Page, Exams, Online registration, **Courses**, Services and opportunities, and Help. The 'Courses' link is circled in red. A red arrow points from the text below to this link. On the left side, there is a 'PERSONAL DETAILS' section with a box containing the text 'Student Name and Surname' and 'Student ID'. On the right side, there is a 'UNIVERSITY CARD' section with an 'ACCESS' button and a 'YOUR MESSAGES' section with a table header containing 'Date', 'Topic', and 'Subject'. The browser address bar shows 'https://icatt.unicatt.it/icatt2/home'.

Click on Courses on the navigation bar

How can I see my courses?

Home Page

Exams

Online registrar

Courses

Services and opportunities

Help

COURSES

Course List

Bb & OFA courses

Searched courses **4**

Search courses

Study abroad

BUSINESS, GOVERNMENT AND THE GLOBAL ECONOMY

ANDREA ARIU

Bb Go to

Register for exam



SUMMER Edizione 2

ANDREA ARIU
PROGETTI INTERNAZIONALI

LESSONS 2023/24

24/06/2024 - 05/07/2024

09:00 (04:00)

ROOM
C.210

WINTER Edizione 1

ANDREA ARIU
PROGETTI INTERNAZIONALI

EXTRA LESSONS

No extra lessons

POSTPONED

No postponed lessons

ROOM CHANGES

No room change

PROGRAMME

Programme for 2023/24 academic year

not present

Programme for 2022/23 academic year

not present

PROFESSOR/LECTURER

ANDREA ARIU

EXAMINATION CALL DATES

Academic year of reference:

Add to favorites so it appears on the icatt app on your phone



Add to favourites

DISC. OF ITALY THROUGH ITS CULINARY TRADIT.(CU300)

Bb Go to

Register for exam



How to activate your course to Blackboard

In order to access your course material you must activate Blackboard for each class

1. Click on the black button with the **BB logo** next to your course
2. Click on **Select**

The screenshot displays a course page with the following elements:

- Course List** (yellow button) and **Bb & OFA courses** (text).
- Searched courses 4** (text) and **Search courses** (text with magnifying glass icon).
- Study abroad** (text with globe icon, highlighted in yellow).
- BUSINESS, GOVERNMENT AND THE GLOBAL ECONOMY** (course title) and **ANDREA ARIU** (lecturer name).
- Go to** button with the **Bb** logo (circled in red, labeled **1**).
- Register for exam** button (blue) and a star icon.
- Select** button (blue, circled in red, labeled **2**).
- ANDRE a Ariu 2023/24** (text).
- EXTRA LESSONS**: No extra lessons.
- POSTPONED**: No postponed lessons.
- ROOM CHANGES**: No room change.
- PROGRAMME**: Programme for 2023/24 academic year not present; Programme for 2022/23 academic year not present.
- PROFESSOR/LECTURER**: ANDREA ARIU (with calendar icon).
- EXAMINATION CALL DATES**: Academic year of reference: (with star icon) Add to favourites.
- LESSONS 2023/24** dropdown menu showing **24/06/2024 - 05/07/2024**.
- ROOM C.210** (blue button) and **09:00 (04:00)** (text).

How to enter Blackboard: Return to your Home Page and click on Go to Blackboard

The screenshot shows the icatt website home page. The browser address bar displays 'https://icatt.unicatt.it/icatt2/home'. The page header includes the university logo and navigation links for 'English' and 'Italiano'. A blue navigation bar contains links for 'Home Page', 'Exams', 'Online registrar', 'Courses', 'Services and opportunities', and 'Help'. The 'Home Page' link is circled in red. A white box in the top right corner contains the text 'Student name and surname' and 'student ID number'. The main content area is divided into several sections: 'PERSONAL DETAILS' with a box for 'Student Name and Surname' and 'Student ID', and a 'Manage your profile' link; 'ATTENDANCE LIST' with a 'VIEW' button; 'SCHEDULED EXAMS' with 'TODAY' and 'TOMORROW' links and an 'EXAMS REGISTRATION' button; and 'REGULATIONS OF THE UNIVERSITY'. On the right side, there is a 'UNIVERSITY CARD' section with an 'ACCESS' button, a 'YOUR MESSAGES' section with a table header (Date, Topic, Subject) and a 'Go to your inbox @icatt.it' link, and a 'LINK BLACKBOARD COURSES' section with a 'Go to Blackboard' link circled in red.

Click on COURSES on your Blackboard home page to access your course.



Blackboard

UNIVERSITÀ CATTOLICA del Sacro Cuore Blackboard

Institution Page

John Doe

Activity Stream

Courses

Organizations

Calendar

Messages

Grades

Tools

Sign Out

Privacy
Terms

John Doe

00000.doe

Basic Information

Full Name	John Doe
Email Address	john.doe01@icatt.it
Student ID	00000

Additional Information

Gender	Male
Birthday	Jun 15, 2000

System Settings


Language	English (United States)
Global Notification Settings	Stream notifications Email notifications Push notifications

?

iCatt App

Download the **iCatt App** to:

- check information about courses
- schedules and classrooms



ACADEMIC POLICIES

- Attendance is mandatory
- Excused absence only with a medical certificate
- Unexcused absences may lead to 3 or 4 points taken off final grade.
- Exams cannot be rescheduled
- If you have not yet signed the policy, you can go to [this link](#) and return it signed to international.advisor@unicatt.it



Your @iCatt email account



Every student enrolled at Cattolica has an iCatt email address:
your iCatt username + @icatt.it

How do I access my iCatt email account? Three ways:

Directly from your **iCatt page** in the
“**Your Messages**” section

Click on the **envelope** at the top right of
the www.unicatt.it homepage

Visit the [Outlook website](#)
and **add an account**



UNIVERSITÀ
CATTOLICA
del Sacro Cuore

Ateneo

Corsi

Ammissione

Facoltà

PORTALI



EN

All Cattolica official communications related to courses will be directed to your @icatt mailbox. Make sure to check it regularly. For more information visit [this page](#).

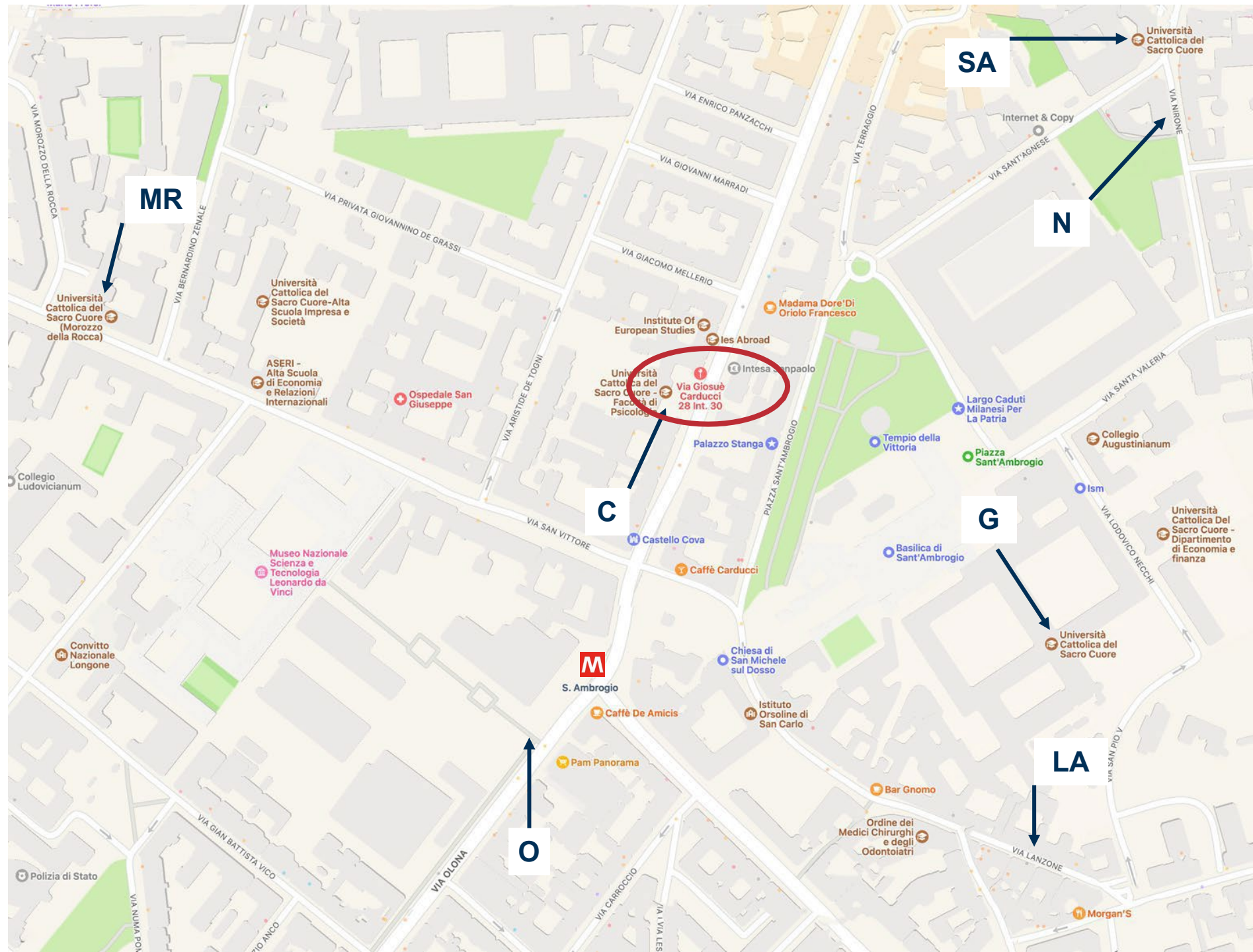
University Buildings

Your courses may be held in various buildings!

Buildings Index:

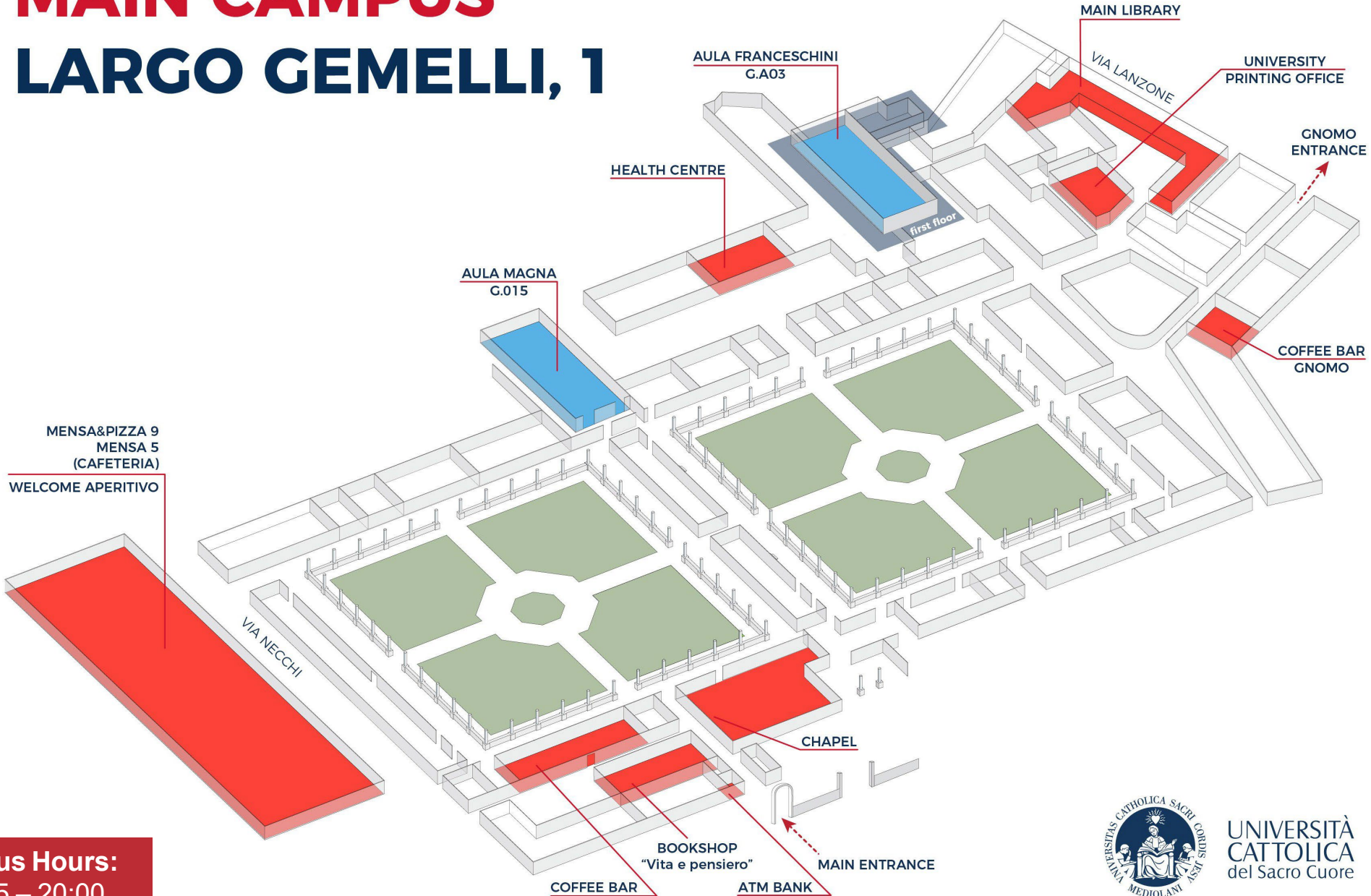
- **G** = Gemelli (Main Campus – Largo Gemelli)
- **C** = Carducci (Cattolica International Building)
- **MR** = Morozzo della Rocca
- **SA** = Sant'Agnese
- **N** = Nirone (Via Nirone)
- **LA** = Lanzone (Via Lanzone)
- **O** = Olona (Via Olona)

Example: C.311 = Carducci building - 3rd Floor - Room 311



MAIN CAMPUS

LARGO GEMELLI, 1



Gemelli Campus Hours:
Mon – Fri: 7:45 – 20:00
Sat: 9:00 – 18:00



UNIVERSITÀ
CATTOLICA
del Sacro Cuore

Cafeteria (Mensa)

Locations

- Mensa&Pizza 9 (Via Necchi, 9)
- Mensa 5 (Via Necchi, 5)
- Mensa 18 (Via San Vittore, 18)

Prices

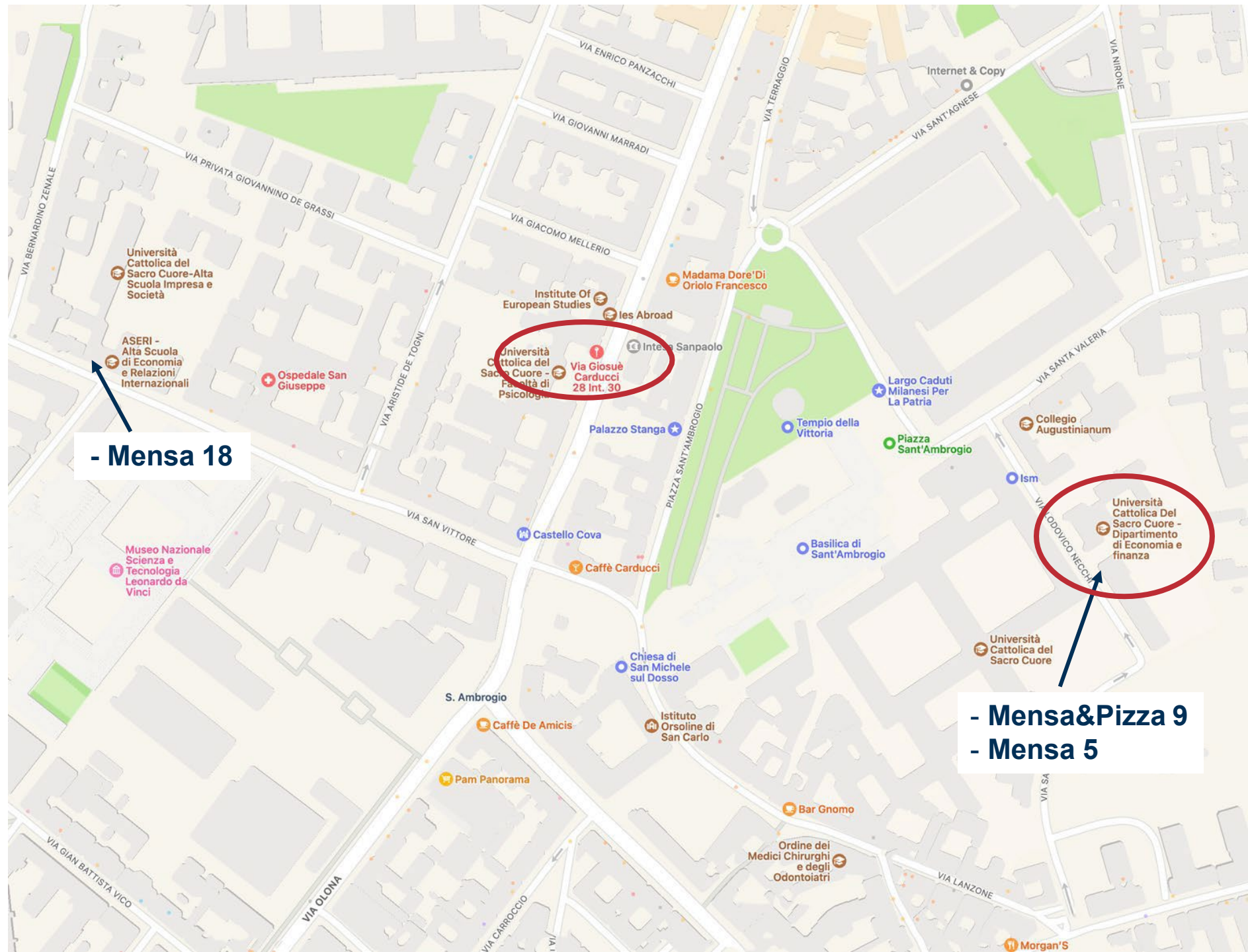
- Complete meal: €6,50
- Lunch meal: €5,00

Payment

- Use your student ID card: cash not accepted
- Card top-up machines are located at the entrance of the Mensa&Pizza 9 (Via Necchi, 9)

Opening Hours

From 11.30 am until 3.00 pm.
For more specific opening times, check online!



Composing your meal

FIRST COURSE (Primo piatto):	Pasta/ risotto/ soup
SECOND COURSE (Secondo piatto):	Meat/ fish/ vegetarian option (omelette, pie)/ large salad
SIDE DISH (Contorno):	Vegetables, small salad, small piece of cheese
DESSERT:	Yogurt, pudding, fruit



COMPLETE MEAL

First Course
Second Course
Side Dish
Fruit
Bread
Drink (free refill)

€6.65

LUNCH MEAL 1

First Course
Side Dish
Fruit
Bread
Drink (free refill)

€5.00

LUNCH MEAL 2

Second Course
Fruit
Bread
Drink (free refill)

€5,00

LUNCH MEAL 3

Second Course
Side Dish
Bread
Drink (free refill)

€5,00

BASIC PIZZA

A Slice of Pizza
Fruit
Drink (free refill)

€4,50

BASIC PIZZA

A Slice of Pizza
Fries
Drink (free refill)




€5.00

The Main Cafeteria “Mensa” on *Via Necchi 9*

1. [Load money](#) onto your student ID (insert your ID and remove straight away, as shown on the video)
2. Check the day’s menu and join the line: there are two lines:
 - Pizza line
 - Regular line (at one point the line splits left and right, but the food is the same)
3. Grab a tray, cutlery and bread (optional)
4. Choose what you would like based on the options on the previous slide
5. Grab a beverage at the beverage fountain machine (free refills)
6. Pay by swiping your student ID card at the cash register
7. Enjoy! (buon appetito!)
8. When you are finished eating, place your tray on the conveyor belt in the dining area on the right.

Coffee Bars

You can take advantage of the bars around the campus for a quick snack, a coffee or a **brioche** (croissant) with cappuccino



How to Use Your Student ID Card



- **Eat** at the Cafeteria
- Use **University services** (printers, medical centre, library services)
- Access some areas reserved for authorized person

Cattolica WiFi Connection



search for the network
“wifi-unicatt”



To **log in**, use your **user account** and **password**
(the same as your **iCatt account**)



HEALTH CENTER

Main campus, Dominicanum Building, 1st floor

- No appointment required (free access)
- Free visits
- Visits hours: Mon - Thur - Fri → 9.00 am – 4.45 pm | Tue – Wed → 1.00 pm – 4.45 pm
- English and Italian speaking doctor



Life in Milan



- A brief Italian lesson
- Public transport
- General safety tips
- Food and drink
- What to see in Milan

A Brief Italian Lesson (*Una breve lezione*)

Hello → **Buongiorno** (formal / for people you don't know)

Hi! / bye! → **Ciao**

My name is... → **Mi chiamo**

Please → **Per favore** ('per favor-ay')

Excuse me → **Mi scusi** (asking for a person's attention)

Excuse me → **Permesso** (asking for permission to pass/enter)

I would like → **Vorrei...**

Can I have...? → **Posso avere...?**

How much does it cost? → **Quanto costa...?**

Where is...? → **Dov'è...?** ('Dov-ay...?')

Thank you → **Grazie** ('gra-tz-ee-ay')

Have a nice day! → **Buona giornata!**



TIP: Pronounce every vowel in the word

Buongiorno, mi chiamo...

Posso avere un'informazione?

Vorrei sapere dove è l'ufficio immigrazione.

Grazie e buona giornata!

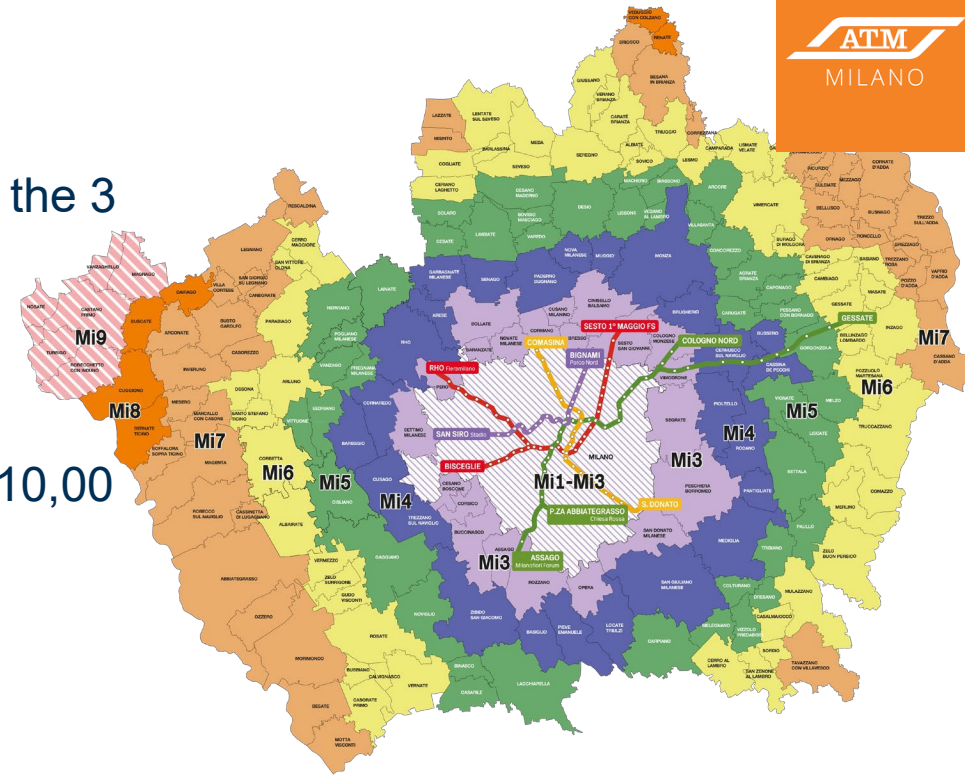
Public Transport: “ATM”

Milan is divided in zones. The minimum fare that can be purchased is the 3 zones (Mi1-Mi3).

Costs for Mi1-Mi3:

- **Regular ticket** (valid for 90 minutes from the first validation): € 2,20
- **Monthly pass:** €22,00 + a 1 time purchase of the electronic card: €10,00 (valid on metro, bus, tram)
- Weekly pass (€18.50) and three-day passes are also available

[Check how to apply for you atm card here!](#)



Be aware of public transport strikes.
Use the ATM app for updates and also to buy virtual tickets

Useful links:
[More info here](#)
[Download the ATM Milano app!](#)

ATTENTION: Always **validate** your ticket when you get on a bus/tram/metro.

Paper ticket: Insert the ticket in the machine

Virtual ticket: Buy a ticket on the ATM app and scan the QR code (only for the metro; no need to scan on bus and tram)

Contactless bank card: Tap your contactless bank card to enter and **exit**

Taxi Service

- **White taxis** are generally cheaper than **UBER**
- They generally accept **cards** but ask the driver first

How to catch a cab:

- At a **taxi stand** at several points throughout the city
- You can call several **taxi services** on these numbers:
024040, 026969, 028585
- Download one of these **Apps**:




[Freenow](#)



[ItTaxi](#)



[InTaxi](#)



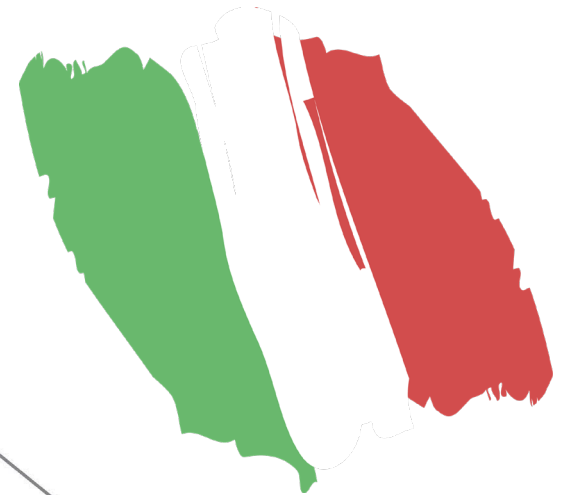
General Safety Tips

- Be very aware of **pickpockets** at train stations, metro stations and on public transport
- Always make sure your **backpack/handbag is closed. Hold your bag/backpack in your arms on transport**
- Don't leave your **phone/wallet** on the table in bars
- In Italy you are required to always have an **ID card** with you. However, we advise you to keep your **passport** in your **apartment** in a **safe place**.
- Make sure you have **scans or copies** of your **important documents**, and **keep them safe** at home/ online
- If you're getting home late, **don't walk home alone** if you can avoid it - call a taxi

**EMERGENCY
SERVICE NUMBER:
112**
(Police, Ambulance,
Fire Department)


General tips

- Appropriate clothing is expected at University: watch and learn from local students
- Be aware of your surroundings
- Quiet hours are generally 10 pm on weekdays and 11 pm on weekends
- If you visit a church, cover shoulders and knees and remove hats
- Get out of your comfort zone!
- Interact with locals
- Speak to us if you want to discuss anything!



Food and Drink

- **Payment system** varies in bars and restaurants
- **Aperitivo**: it's a pre-dinner/relax after work moment that usually goes from 6.00 pm to 9.00 pm. You can have drinks and snacks or small dishes.
- **Tipping** isn't expected (You may leave some extra euros and this will be appreciated, but it is not necessary). However, you will be charged a '**coperto**' (**service fee**) that is usually around € 2,00 per person
- **Lunch time**: 12.00 pm – 2.30 pm
Dinner time: 7.00 pm – 10.00 pm
- **Public water fountains**: free, clean water
- Visit the **local farmers market** for an authentic **Italian grocery shopping experience**
- **Typical breakfast at the bar**: *cappuccino* and *cornetto* (also called brioche or croissant)



Check out [this article](#) for more tips!



Duomo di Milano




Piazza Gae Aulenti



Brera



Navigli



Parco Sempione/Arco della Pace



Lake Como

What to see in Milan (and whereabouts)



Parks:

- Parco Sempione
- Parco Solari (including indoor swimming pool)
- BAM - Biblioteca degli Alberi Milano
- Giardino Indro Montanelli
- Boscoincittà
- Parco Lambro

Monuments:

- Duomo di Milano
- Castello Sforzesco
- Arco della Pace
- Torre Branca
- Cimitero Monumentale
- Basilica di Sant’Ambrogio

Museums*:

- Palazzo Reale
- Santa Maria delle Grazie (The Last Supper)
- MUDEC – Museo delle Culture
- GAM – Galleria di Arte Moderna
- Pinacoteca di Brera
- Museo della Scienza e della Tecnica Leonardo da Vinci
- Triennale
- Biblioteca Ambrosiana
- Hangar Bicocca

(Mostly free entry* on first Sunday of the month)

Nightlife Areas (dinners and bars):

- Piazza Gae Aulenti
- Corso Como
- Colonne di San Lorenzo
- Navigli
- Isola
- Arco della Pace

Weekend Trips (close to Milan):

- Como
- Lake Como
- Lake Garda
- Brescia
- Cremona
- Bergamo
- Varese

Weekend Mountain Breaks:

- Piani di Bobbio
- Pila
- Presolana Montepora
- Aprica
- Valmalenco
- Montecampione
- Pontedilegno-Tonale

For any other info you may need,
visit [YesMilano](#)

Check out [this article](#) for a guide of Milan!

YesMilano

Y|E|S|MILANO

Your Guide to the City



Get connected with fellow students

ESN



***Help International students in Milan
have an unforgettable experience.***

Follow us! Tag us!



@cattolica.international





Thank you!