



UNIVERSITÀ  
CATTOLICA  
del Sacro Cuore

# Welcome International Students!



"wifi-unicatt"

Log in with your iCatt user  
account and password

# Summary



- International Student Services Team
- Agenda
- Cattolica Curricula
- University Buildings
- Campus Services
- Permit of Stay and Fiscal Code
- Useful Apps and Websites
- Life in Milan
- Extra-curricular activities at Cattolica

# The International Student Services Team



**Francesca De Martini**  
Team Coordinator



- Alicia Quijano**
- Short mobility programmes
  - Buddy – Mentor Programme
  - ISEP Coordinator



- Laura Ferrari**
- Academic Curriculum courses
  - Italian Language course coordinator



- Martina Peretti:**
- General inquiries
  - Double Degree



- Denise Diatta:**
- General inquiries
  - Double Degree



- Olivia Menghini**
- International Curriculum course coordinator

**Contacts**

# Contacts



**Email:**

[international.advisor@unicatt.it](mailto:international.advisor@unicatt.it)



**Phone:**

(0039) 02 7234 5801 (Extension: 2)



**Office:**

Via Carducci, 30. 3<sup>rd</sup> floor -

**Follow the blue arrows on the floor!**



**Office hours:** Monday - Friday

Morning: 9.30am - 12.30pm

Afternoon: 2.30pm - 5pm




Make sure to check  
and **BOOKMARK** the  
[Welcome to Cattolica page](#)  
for up-to-date information!

# Agenda | Tuesday 18 February|

WHEN	WHERE	WHAT
2.30pm - 3pm	Aula G.110	Welcome Address
3pm - 4.15pm	Aula G.110	Presentation of Campus Services and Life in Milan, Safety, International Reputation Team Presentation, Studium Musicale di Ateneo, ESN presentation, Sports at Cattolica
4.15pm - 6pm	Cloister	Erasmus Student Network membership registration; International Student Services info point; MIL Service info point; Studium Musicale di Ateneo; International Reputation info point; Sports at Cattolica info point, guided campus tours - every 20 minutes from 4.15pm-6pm by ESN and Worldbounders. Meeting point is located outside in the first cloister.
6pm - 7pm	University Cafeteria (via Necchi, 9)	Welcome aperitivo buffet


# Agenda | Wednesday 19 February |

WHEN	WHERE	WHAT
10.00am – 11.30am	G.A03 Franceschini	Session on Cattolica International Curriculum
12pm – 12.30pm	G.A03 Franceschini	Session on Italian Language Course
2pm – 3.30pm	G.A03 Franceschini	Session on Cattolica Academic Curriculum (the session will be held in English language)



# Agenda | Thursday 20 February |

WHEN	WHERE	WHAT
9.30am – 10.30am	G.A03 Franceschini	Info session on Cattolica Academic Curriculum (the session will be held in Italian language)
12pm – 1pm	Online	Online Q&A session



# Cattolica Curricula

<b>International Curriculum</b>	<b>Academic Curriculum</b>
<p>Only for International students (you!)</p> <p>If you didn't select it during the application, you <b>can't</b> select it now.</p> <ul style="list-style-type: none"><li>Finalise your courses during the Add/Drop period</li></ul>	<p>'Regular' Cattolica students AND international students can select.</p> <ul style="list-style-type: none"><li>You can select these courses until March 31</li></ul>
<p><b>Info session: Wednesday</b> <b>10.00 – 11.30</b> <u>G.A03 Franceschini</u></p>	<p><b>Info session: Wednesday</b> <b>2pm – 3.30pm:</b> <u>G.A03 Franceschini</u> (the session will be held in <u>English</u> language)</p>
<p><a href="#"><u>International Curriculum Page – Spring 2025</u></a></p>	<p><b>Info session: Thursday</b> <b>9.30am – 10.30am:</b> <u>G.A03 Franceschini</u> (the session will be held in <u>Italian</u> language)</p>
<p><b>Speak to:</b> Olivia Menghini</p>	<p><b>Speak to:</b> Laura Ferrari</p>



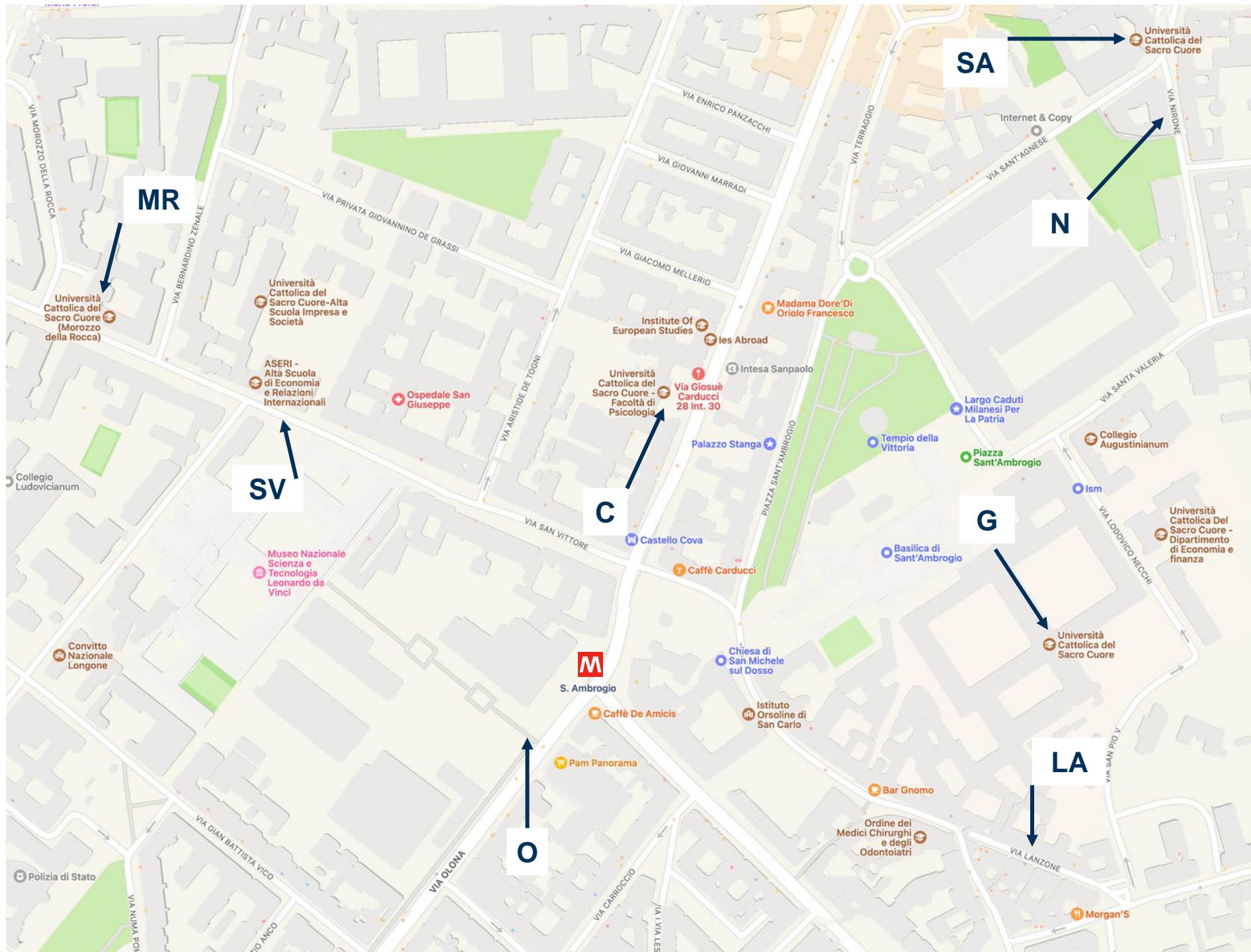
# University Buildings

Your courses may be held in various buildings!

## Buildings Index:

- **G** = Gemelli (Main Campus – Largo Gemelli)
- **C** = Carducci (Cattolica International Building)
- **SA** = Sant'Agnese
- **N** = Nirone (Via Nirone)
- **LA** = Lanzone (Via Lanzone)
- **O** = Olona (Via Olona)
- **MR** = Morozzo della Rocca
- **B** = Buonarroti (not on this map – 10 minute metro ride from Cadorna)
- **SV** = Via San Vittore 18

Example: **Aula C.311** = Carducci building - 3<sup>rd</sup> Floor - Room 311



# MAIN CAMPUS

## LARGO GEMELLI, 1



**Gemelli Campus Hours:**  
Mon – Fri: 7:45 – 20:00  
Sat: 9:00 – 18:00



# Cafeteria (Mensa)

## Locations

- Mensa&Pizza 9 (Via Necchi, 9)
- Mensa 5 (Via Necchi, 5)
- Mensa 18 (Via San Vittore, 18)

**Prices:** range from €6.65 to €5

## Payment:

- Use your student ID card: cash/bank card not accepted
- Card top-up machines are located at the entrance of the Mensa&Pizza 9 (Via Necchi, 9)

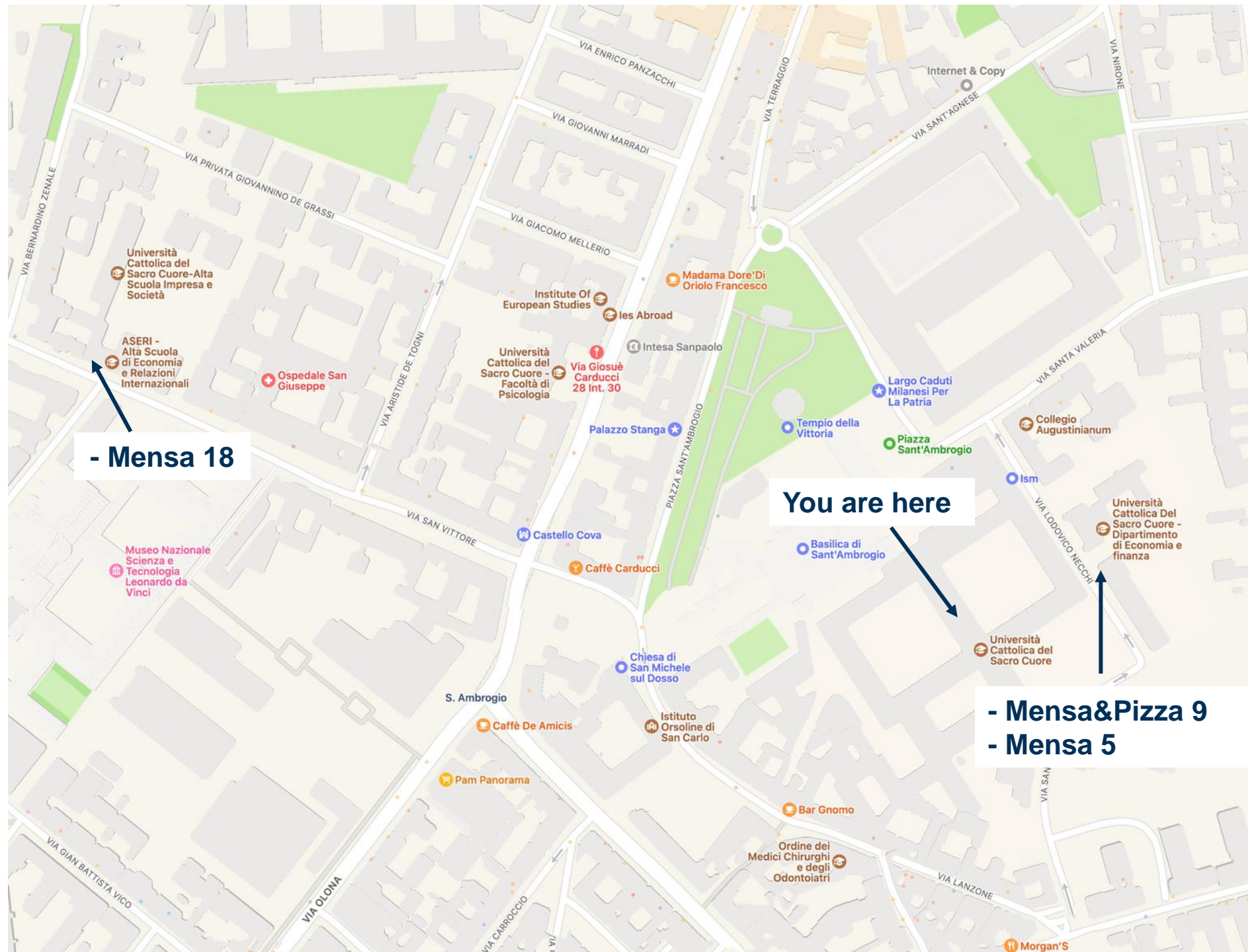
Learn how to top-up your card in [this video](#)

[Read detailed info here](#)


## Opening Hours

11.30 pm - 3.00 pm.

For more specific opening times, [check online!](#)



# Composing your meal (in the main mensa, via Necchi 9)



<b>FIRST COURSE (Primo piatto):</b>	Pasta/ risotto/ soup
<b>SECOND COURSE (Secondo piatto):</b>	Meat/ fish/ vegetarian option (omelette, pie/large salad)
<b>SIDE DISH (Contorno):</b>	Vegetables, small salad, small piece of cheese
<b>DESSERT:</b>	Yogurt, pudding, fruit

**This is an example of a complete meal. Pasta (tortellini in broth), grilled meat, side of vegetables, fruit and bread.**



**COMPLETE MEAL**  
First Course  
Second Course  
Side Dish  
Fruit  
Bread  
Drink (free refill)

€6.65

**LUNCH MEAL 1**  
First Course  
Side Dish  
Fruit  
Bread  
Drink (free refill)

€5.00

**LUNCH MEAL 2**  
Second Course  
Fruit/Side Dish  
Bread  
Drink (free refill)



€5,00

**BASIC PIZZA**  
A Slice of Pizza  
Fruit / Fries  
Drink (free refill)

€4.50/ €5,00

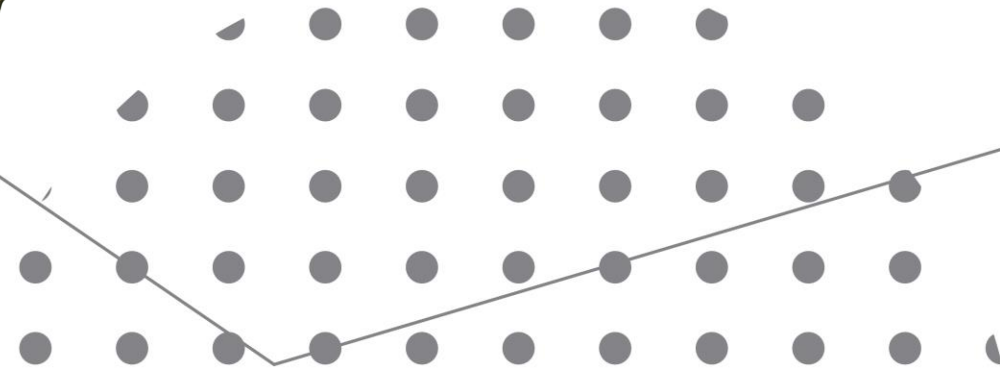
# Coffee Bars

You can take advantage of the campus bars (Gemelli and Gnomo) or one of the many bars in the neighborhood for a quick snack, a coffee or a cappuccino and brioche for breakfast



## Tips:

- **The campus bars do not accept payment with student ID**
- Avoid a cultural gaffe: cappuccino *with or directly after* lunch isn't recommended



# Printing & Photocopying

WHAT	WHERE	HOW
Printing Shops	<i>Fotocopie Elicopie</i> (Via Carducci, 37)	Across the road from the International (Carducci) building. USB or Email the file. OR search « <i>fotocopisteria</i> » in google maps to find the one nearest to you
Printing Machines	<b>On Campus</b> (one also at Carducci building 3 <sup>rd</sup> floor)	<b>Using your Student ID Card</b> You can find instructions on how to use your Student ID Card to print, copy and scan documents <a href="#">HERE</a> and in the Services and Opportunities Section of your iCatt page. (minimum amount to load on is €5)** A4 black and white x1 = €0.035 A4 colour x1 = €0.30
<b>Ufficio Fotoriproduzioni</b> University printing office	<b>Main Campus</b> (Gregorianum Building - before entering the main library on the left)	You can pay and print there directly. A4 black and white x1 = €0.05 A4 colour x1 = €0.30

**\*\*The money you load onto your card for the Cafeteria cannot be used to pay for printing**

# Main Library


## Opening hours:

Monday – Friday : 8am – 8pm

Saturday: 9am – 6pm

## [Library Services](#)

Book a spot to study on **Affluences**  
(more on this later)



# Cattolica Medical Centre

## General Doctor

- No appointment required (just walk in)
- Free
- Visiting hours: Mon - Fri → 9am – 4.45pm
- English and Italian speaking doctor
- Location: Main campus, Dominicanum Building, 1st floor

Note: The medical centre will not issue medical notes for days that have passed

## Specialist Visits (Dermatologist and Nutritionist)

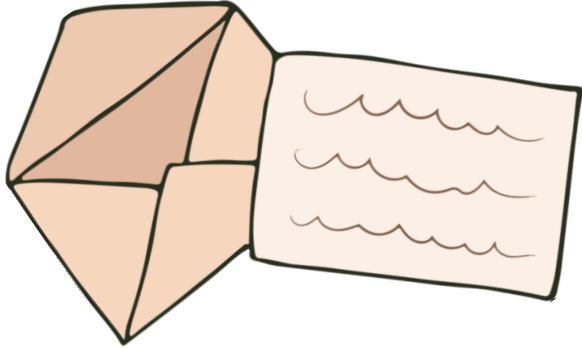
- Appointment required (call 02 7234 2217)
- Cost: €50 (only with credit or debit card)
- Italian speaking doctor

## Psychologist

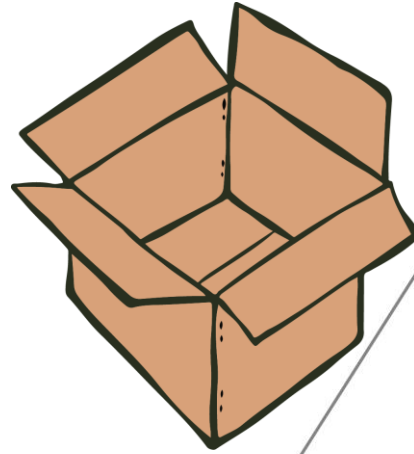
- Appointment required (send an e-mail to: [consulenza.psicologica.dsu@educatt.it](mailto:consulenza.psicologica.dsu@educatt.it))
- Cost: first visit FREE; from the second visit €50
- English and Italian speaking doctor



# Mail & Letters



If you need to receive **mail**, you can have it sent to the Carducci building (**ONLY LETTERS. NO PACKAGES**). We will notify you when we receive your mail.



If you need to receive large **mail or packages**, **they cannot be sent to Carducci**. We advise you have them sent by registered mail, or through express mail services (DHL, UPS, FedEx) and use their parcel collection service.



Amazon packages can be shipped to **Amazon Locker 'Nila'** located in the Via Necchi 9 Cafeteria.

## POST DETAILS:

Università Cattolica del Sacro Cuore  
**Your Name and Last Name**  
c/o International Student Services  
Via Carducci 28/30  
20123 Milano – Italy

Phone: +39 02 7234 5221

# How to Use Your Student ID Card



- **Swipe it** on the **card reader** to enter the University buildings
- **Pay** for your **meal** at the Cafeteria (see slide 14)
- Use **University services** ([printers](#), medical centre, library services, exams)
- If you want to use it as a **prepaid card**, go to the bank just inside the entrance of Largo Gemelli and to make an appointment. You need the **official fiscal code** for this. **Non EU** students must have applied for their permit of stay.

# PERMIT OF STAY (*Permesso di soggiorno*)

All **non-EU students** who entered Italy with a study VISA **must apply** for the **Permit of Stay**

Non-EU students should have already received the Permit of Stay Kit (the big white envelope) containing the paper application form. If you are a non-EU student and you have **not** received it from us, let us know!

You will need to print copies of:

- Passport (photo page)
- Passport (VISA page)
- Your Admission Letter, stamped by the consulate
- Copy of health insurance details

We strongly advise you to **[WATCH THIS VIDEO](#)** that provides step-by-step guidance on how to complete the Permit of Stay documents



# Tax/Fiscal Code (*Codice Fiscale - CF*)

## What is it?

- A code made up of numbers and letters unique to your personal information.
- Required for most **rental contracts** and some online purchases including the **public transport travel card**.
- It is free and it remains the same forever
- It is not linked to the Permit of stay and you don't need to wait for this to send your application.

If you have not received your **official** Tax/Fiscal Code from the Agenzie delle Entrate (Italian Tax Authority) yet, you must book an appointment to get it **in person**. You can find out how [here](#).

You have already received a Fiscal Code from Cattolica via email which is a "fake" code and can **ONLY** be used to reset your iCatt / email password. Do not provide this "fake" code to anyone because it is not correct for any other purpose.

# Cattolica WiFi Connection



search for the network  
**“wifi-unicatt”**



To **log in**, use your **user account** and **password**  
(the same as your **iCatt account**)



# Useful Apps and Websites



## iCatt

Personal student page  
([Website](#) or [Android](#) | [Apple](#))



Blackboard

## Blackboard

Manage your courses  
([Website](#))



## Affluences

Book a study spot in the Library  
([Website](#) or [Android](#) | [Apple](#))



We recommend using Chrome or Firefox browsers  
– NOT Safari



# iCatt - Personal student page



## What is iCatt?

iCatt is the student portal where you will access your **personal page** with **all the information you need** to study at Cattolica including your course times and room numbers.

## How do I access iCatt?

You can access iCatt directly at <https://icatt.unicatt.it> using the same user ID (firstname.lastname01) and password you used for the application portal.

(Note: your user ID may include middle names and could have “02” instead of “01”)

### Note:

If you forget your password, click ‘forgotten password’ and use the ‘fake’ Fiscal Code (*codice fiscale*) that was sent to your email address just before you started your application to Cattolica.

# iCatt Page (Web version)



Student name and surname  
student ID number will be  
shown here

UNIVERSITÀ CATTOLICA del Sacro Cuore

**iCatt**

English Italiano

Home Page Esami di Profitto Segreteria Online Corsi Servizi e opportunità Help

### I TUOI DATI PERSONALI

Matricola: [REDACTED]

International Programs - Sede di Milano  
Inbound Mobility Programmes

[Gestisci il tuo profilo](#)

### ESAMI DEL GIORNO

▶ OGGI

▶ DOMANI

[ISCRIVITI AGLI ESAMI](#)

### REGOLAMENTI DELL'ATENEO

**Codice Etico e segnalazioni all'Organismo di Vigilanza**

Da questo collegamento potrai accedere alla pagina web, in cui troverai le istruzioni per poter inviare una segnalazione all'Organismo di Vigilanza relativa a una violazione compiuta o tentata del Codice Etico UCSC, del Modello di Organizzazione, Gestione e Controllo, dello Statuto e di tutti i Regolamenti di cui l'UCSC si è dotata.

**REGOLAMENTO DIDATTICO**

### CARTA ATENEO

Premi ACCEDI per attivare o verificare lo stato della tua Carta Ateneo+

[ACCEDI](#)

### LE COMUNICAZIONI PER TE

Name Surname Student ID

Data	Categoria	Oggetto
Non ci sono dati da visualizzare		

Ultimo aggiornamento : 18/02/25, 12:14

<<< < > >>>

5 elementi per pagina

**Accedi alla tua casella @icatt.it**  
**Se hai domande riguardo al tuo programma di mobilità, contatta l'International Student Services team, scrivendo una email a:** [international.advisor@unicatt.it](mailto:international.advisor@unicatt.it)

### ACCESSO CORSI BLACKBOARD

[Accedi a Blackboard](#)



# iCatt App

The **iCatt App** shows:

- information about your courses
- schedules and classrooms
- real-time updates about suspended and re-scheduled lessons
- available exam call dates and register for exams (**Academic curriculum only**)



# Blackboard




Blackboard

Blackboard is the platform for accessing course materials, course content, assignments etc.. You can access Blackboard directly from your iCatt page by clicking on **Access Blackboard**.

The screenshot shows the iCatt portal interface. At the top, there is a navigation bar with the university name 'UNIVERSITÀ CATTOLICA del Sacro Cuore' and the 'iCatt' logo. Language options for 'English' and 'Italiano' are visible. A main navigation menu includes 'Home Page', 'Esami di Profitto', 'Segreteria Online', 'Corsi', 'Servizi e opportunità', and 'Help'. The main content area is divided into several sections:

- I TUOI DATI PERSONALI:** Displays a redacted name and matricola number, along with program information: 'International Programs - Sede di Milano' and 'Inbound Mobility Programmes'. A 'Gestisci il tuo profilo' link is present.
- ESAMI DEL GIORNO:** Lists 'OGGI' and 'DOMANI' with a button to 'ISCRIVITI AGLI ESAMI'.
- REGOLAMENTI DELL'ATENEO:** Includes links for 'Codice Etico e segnalazioni all'Organismo di Vigilanza' and 'REGOLAMENTO DIDATTICO'.
- CARTA ATENEO:** Contains the text 'Premi ACCEDI per attivare o verificare lo stato della tua Carta Ateneo+' and an 'ACCEDI' button.
- LE COMUNICAZIONI PER TE:** A table with columns 'Data', 'Categoria', and 'Oggetto'. It shows 'Non ci sono dati da visualizzare' and a pagination control for '5 elementi per pagina'.
- ACCESSO CORSI BLACKBOARD:** A section with a link 'Accedi a Blackboard' circled in red. A red arrow points from the 'LE COMUNICAZIONI PER TE' section to this link.



## John Doe

00000.doe

### Basic Information

Full Name	John Doe
Email Address	john.doe01@icatt.it
Student ID	00000

### Additional Information

Gender	Male
Birthday	Jun 15, 2000

### System Settings

Language	English (United States)
Global Notification Settings	<a href="#">Stream notifications</a> <a href="#">Email notifications</a> <a href="#">Push notifications</a>

**You will learn how to activate your courses on Blackboard in the International / Academic curriculum info-sessions tomorrow**

# Affluences (Website)



Use Affluences to **book a study spot in the Library**

(You don't need to book a spot to enter and take a book)

Type «**Università Cattolica - Biblioteca MI**» in the «SEARCH» field


Click on «**Consultazione/studio**»

Click on «**Book**»



English ▶

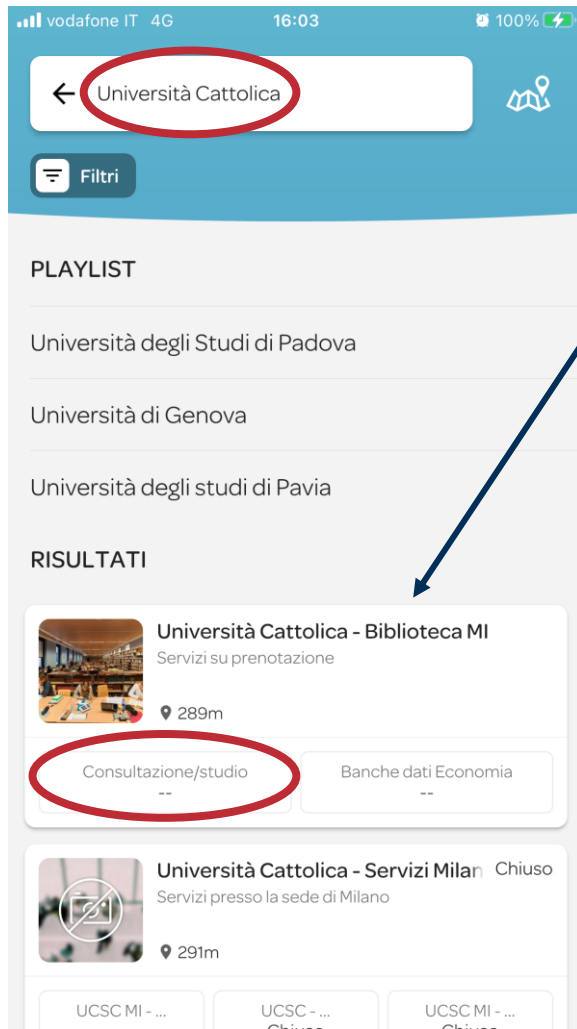
Institutions / Libraries / Università Cattolica - Biblioteca MI / Consultazione/studio



# Affluences (App)



Type «**Università Cattolica - Biblioteca MI**» in the «SEARCH» field  
Click on «**Consultazione/studio**»



## Choose Room



Select duration (*durata*)  
and time (*ora*) and click «*Prenota*»



# Your @iCatt email account



Every student enrolled at Cattolica has an iCatt email address:  
**your iCatt username + @icatt.it**

## How do I access my iCatt email account?

### Three options:

1: Directly from your **iCatt page** in the “**Your Messages**” section

2. Click on the **envelope** at the top right of the [www.unicatt.it](http://www.unicatt.it) homepage

3. Visit the [Outlook website](#) and **add an account**



All Cattolica official communications related to courses will be directed to your @icatt mailbox. Make sure to check it regularly (and the SPAM box). For more information visit [this page](#).

You may want to add a new account to your current email box in order to access more than one account on your email app and receive push notifications

# Life in Milan



- Public transport
- General safety tips
- Food and drink
- What to see in Milan
- A brief Italian lesson

# Mobile Operators

The **main mobile companies** in Italy are: Vodafone, TIM, Wind3, Iliad

Check online for the best deal for you!

You can get a sim card online **if you already have an official fiscal code.**

Don't have one yet? No problem – go in store to get the sim without the fiscal code.





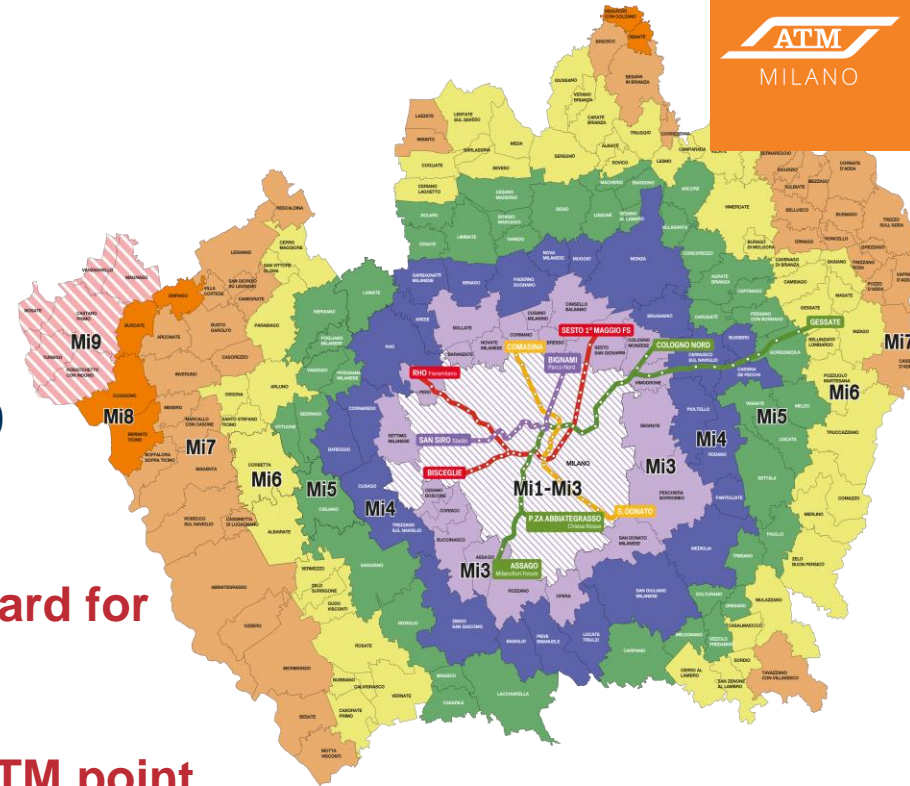
# Public Transport: “ATM”



The basic fare that can be purchased is the 3 zones (Mi1-Mi3).

**Costs for Mi1-Mi3** (Includes metro, bus and tram)

- **Regular ticket** (valid for 90 minutes from the first validation): € 2,20
- **Monthly pass:** €22,00 + a 1 time purchase of the electronic card: €10,00
- Weekly pass and two-day passes are also available



Check how to apply for you atm card here! **If you want to top up the card for the current month, it must be done before the 20th.**

**You must book an appointment either on the app or by going to the ATM point.**

Be aware of public transport strikes.  
Use the ATM app for updates and also to buy virtual tickets



Useful links:  
[More info here](#)  
[Download the ATM Milano app!](#)


**ATTENTION:** Always **validate** your ticket when you get on a bus/tram/metro.  
**Paper ticket:** Insert the ticket in the Metro station turnstile barrier (buy it from the machine in the metro or from the Tabacco shop)  
**Virtual ticket:** Buy a ticket on the ATM Milano app and scan the QR code (only scan on the metro; no need to scan on bus and tram)  
**Contactless bank card (Metro + buse/tram):** Tap your contactless bank card to enter (and **exit the metro**)

# Taxi Service

- **White taxis** - They generally accept **card** but ask the driver first
- Use an **app** (below) to book a taxi: put your bank details into the app and pay online for the journey you take.

## How to catch a cab:

- At a **taxi stand** at several points throughout the city (you generally can't flag a taxi down on the street in Milan)
- You can call several **taxi services** on these numbers:  
**024040, 026969, 028585**



Freenow



ItTaxi



InTaxi



# Bike Sharing

Cycling is an enjoyable, environmentally-friendly and practical way to travel around the city. Only use cycle lanes or the road – not the sidewalk, but always be **careful!** Some roads are not so safe for bikes in Milan.

**Freefloating Bike Rentals** (available throughout the city. Use their apps to access the service):

- Ridemovi  **mobike**
- Lime  **Lime**
- TIER  **TIER**



**Station-based Bike Rentals** (available at specific bike stations):

- BikeMi 

:

# A Brief Italian Lesson (*Una breve lezione*)

Hello → **Buongiorno / Salve** (formal / for people you don't know)

Hi! / bye! → **Ciao**

My name is... → **Mi chiamo**

Please → **Per favore** ('per favor-ay')

Excuse me → **Mi scusi** (asking for a person's attention)

Excuse me → **Permesso** (asking for permission to pass/enter)

I would like → **Vorrei...**

Can I have...? → **Posso avere...?**

How much does it cost? → **Quanto costa...?**

Where is...? → **Dov'è...?** ('Dov-ay...?')

Thank you → **Grazie** ('gra-tz-ee-ay')

Have a nice day! → **Buona giornata!**



**TIP: Pronounce every vowel in the word**

*Buongiorno, mi chiamo...*

*Posso avere un'informazione?*

*Vorrei sapere dove è l'ufficio immigrazione.*

*Grazie e buona giornata!*

# General Safety Tips

Milan is a relatively safe city! Just some things to remember...

- **Pickpockets** - be aware at train/metro stations, public transport and crowded places
- Always make sure your **backpack/handbag is closed. Hold it in your arms on public transport**
- Avoid putting your bag on the back of your chair when out in public
- Don't leave your **phone/wallet** on the table in bars – be careful of the 'paper trick' thieves
- Keep your important documents (e.g. Passport) safe at home, and make sure you have **scans or copies** of them.
- Don't walk home alone late at night if you can avoid it - call a taxi. Download a taxi app today.

**EMERGENCY  
SERVICE NUMBER:  
112 or 911**  
(Police, Ambulance,  
Fire Department)

# General tips

- Be aware of your surroundings: safety, culture, appropriate behaviour
- If you visit a church, cover shoulders and knees and remove hats
- Appropriate clothing is expected at University: watch and learn from local students
- Quiet hours: generally, 10pm on weekdays and 11pm on weekends
- Get out of your comfort zone!
- Interact with locals
- Join a club /go to events to make friends: e.g [Meetup](#), Facebook groups like [International Women of Milan](#)
- Don't forget to relax and take time for yourself. Your wellbeing is important.

*Speak to us if you want to discuss anything! We are here for you.*

# Meetup



**Milan international group - expats & students & travelers** >

🔒 Gruppo Privato · Membri: 16.498



👤 Iscrizione effettuata ▾

👤 Invita

Discussione

Foto

Richiedi o offri aiuto



# Food and Drink

- **Payment system** varies in bars and restaurants  
(In the bar: usually pay first at the cashier and then order by showing the receipt)
- **Aperitivo:** it's a pre-dinner/relax-after-work moment that usually goes from 6 – 9pm  
You can have drinks and snacks or small dishes and sometimes a buffet!
- **Tipping** isn't expected. In restaurants you will be charged a '**coperto**' (**service fee**) that is usually around €2 per person – this is always clearly written on the bill and is **not optional**.
- **Lunch time:** 12.00 pm – 2.30 pm  
**Dinner time:** 7.00 pm – 10.00 pm



**Public water fountains:** free, clean water. Tap water in Milan is usually fine to drink!

- Visit your **local market** for an authentic **Italian grocery shopping experience**  
Google search when and where your local market is! (*Viale Papiniano: Tuesday morning and Saturdays*)
- **Typical breakfast at the bar:** *cappuccino* and *cornetto* (also called *brioche* or *croissant*)

Check out [this article](#) for more tips!

# YesMilano

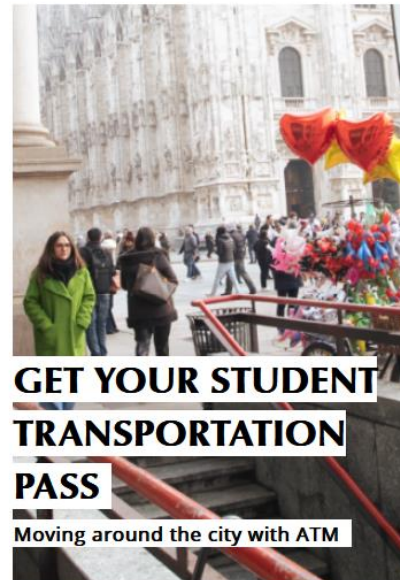
Your Guide to the City

[YesMilano](#) helps students with bureaucratic steps in Milan including:

- Tax/FiscalCode (Codice Fiscale)
- Public transport card

**YESMILANO**  
YOUR GUIDE TO THE CITY

## On the same theme



# YESMILANO



New to the city?  
Need assistance with  
settling in Milano?

We can help! Find out how:



[yesmilano.it/welcomestudents](https://yesmilano.it/welcomestudents)

**MILANO&PARTNERS**  
The official promotional agency  
of the City of Milano

Scan the QR code or [click here](#)



# What to see in Milan (and nearby)

## Parks:

- Parco Sempione
- Parco Solari (including indoor swimming pool)
- BAM - Biblioteca degli Alberi Milano
- Giardino Indro Montanelli
- Boscoincittà
- Parco Lambro

## Monuments:

- Duomo di Milano (and rooftop)
- Castello Sforzesco
- Arco della Pace
- Torre Branca
- Cimitero Monumentale
- Basilica di Sant'Ambrogio

## Museums\*:

- Palazzo Reale
- Santa Maria delle Grazie (The Last Supper)
- MUDEC – Museo delle Culture
- GAM – Galleria di Arte Moderna
- Pinacoteca di Brera
- Museo della Scienza e della Tecnica Leonardo da Vinci
- Triennale
- Biblioteca Ambrosiana
- Hangar Bicocca

(Mostly free entry\* on **first Sunday of the month**)

## Nightlife Areas (dinners and bars):

- Piazza Gae Aulenti
- Corso Como
- Colonne di San Lorenzo
- Navigli
- Isola
- Arco della Pace

## Weekend/ Day Trips (close to Milan):

- Como
- Lake Como
- Lake Garda
- Brescia
- Cremona
- Bergamo
- Varese

## Weekend Mountain Breaks:

- Piani di Bobbio
- Pila
- Presolana Montepora
- Aprica
- Valmalenco
- Montecampione
- Pontedilegno-Tonale



For any other info you may need, visit [YesMilano](https://www.yesmilano.com)



Check out [this article](#) for a guide of Milan!




Duomo di Milano



Piazza Gae Aulenti



Brera



Navigli



Parco Sempione/Arco della Pace



Lake Como

# Get connected with fellow students

## ESN



*Help International students in Milan  
have an unforgettable experience.*

## Buddy Programme



*Get connected with  
Cattolica students.*




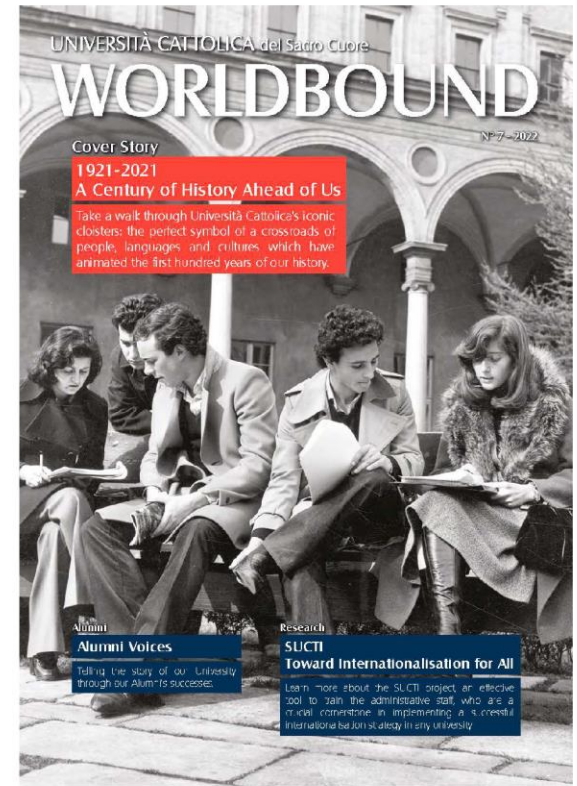
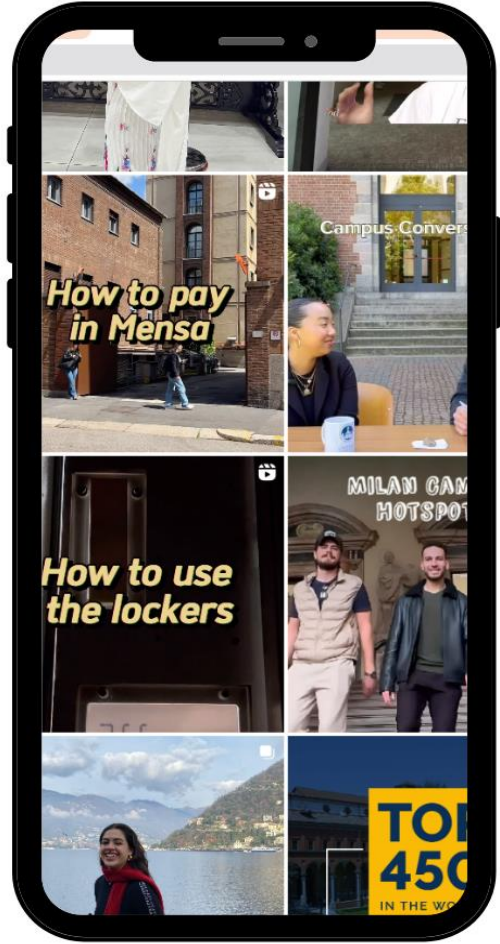
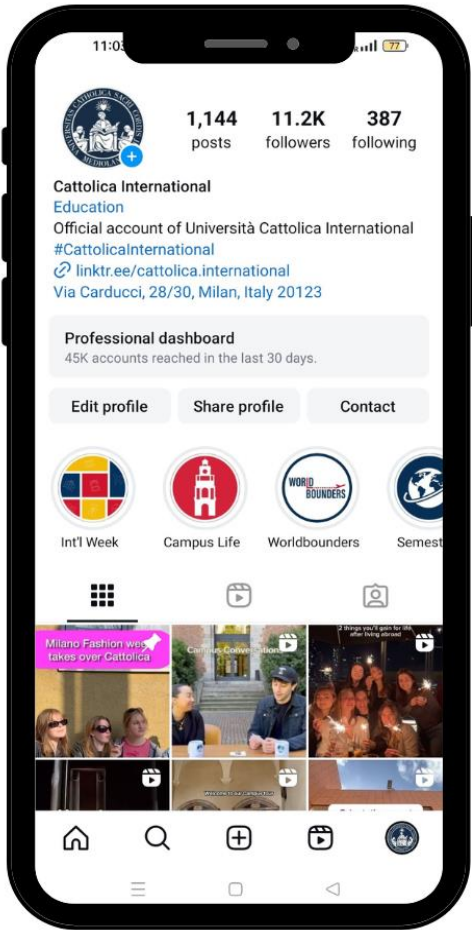
# Up next...

- International Reputation Team
- Sports at Cattolica
- Studium Musicale d'Ateneo
- Erasmus Student Network (ESN)

# International Reputation Team

Find us on  
Instagram





# Sport in Cattolica



@cus\_cattolica

# Studium musicale di Ateneo





# Thank you for listening

## What's next?

- International students info point
- ESN card sign-up
- Aperitivo buffet: 6pm in the caffetteria!

