



UNIVERSITÀ
CATTOLICA
del Sacro Cuore

Welcome

to this online orientation session
devoted to the
Italian Language courses

Who is talking?



Barbara



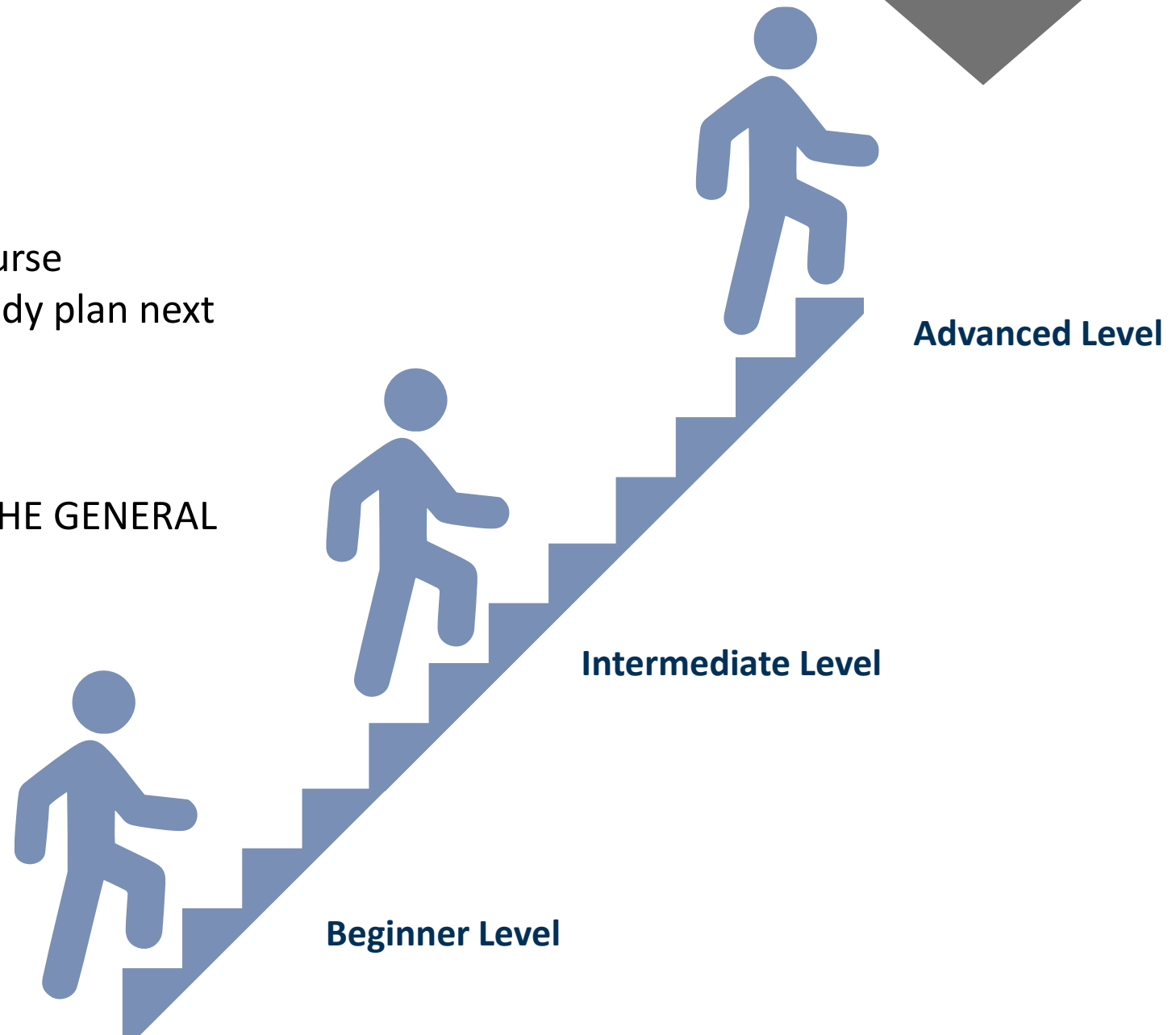
Laura

Courses

From Absolute Beginner to Advanced:

Your SEMESTER Italian language course level code will be added to your Study plan next week.

AT THE MOMENT YOU JUST HAVE THE GENERAL
ONE **ZXP720**




Courses




Courses are online but the main focus is still on communication.



You will have the opportunity to interact with your teacher and other students working in pairs or small groups.



A wide range of materials will be used including audio and videos.



Courses



In order to attend the course, you need to have a good connection



that allows you to take active part in the activities,



using your microphone and your camera that you will have to keep switched on.

Attendance



Attendance is **strongly recommended**, specific information will be provided in the learning agreement that will be illustrated on the first day of the course



On the week of March 7th you will receive an e-mail and will be asked to confirm you have read and understood the policies

Important note



IF YOU HAVE ANY QUERIES ABOUT YOUR LANGUAGE LEVEL OR YOUR COURSE,

PLEASE SEE YOUR TEACHER ON THE DAY OF YOUR FIRST LESSON

THEY WILL BE ABLE TO HELP YOU!

Calendar Semester Course



ALL THE LEVELS WILL BE offered on



Monday & Wednesday

OR

Tuesday and Thursday

From 6.30 p.m. to 8 p.m.

YOU WILL KNOW IF YOU HAVE LESSONS

ON MONDAY & WEDNESDAY

OR

TUESDAY AND THURSDAY

AS SOON AS YOUR COURSE CODE WILL BE ADDED TO YOUR STUDY PLAN NEXT WEEK

NOT BEFORE THE 23RD

Courses & Materials

Courses will be available on your I catt page – Blackboard section starting from Friday, February 25th.

**IN ORDER TO FOLLOW THE COURSE,
YOU MUST ADD IT TO BLACKBOARD,**

**YOU CAN START ADDING YOUR COURSE TO BLACKBOARD
FROM FEBRUARY 25TH
MAKE SURE YOU ADD IT BY FEBRUARY 27TH**



Blackboard

Course Codes

Blackboard code	Description	Instructor 1	Instructor 2
2021-ZXP731-55665	ITLC ABSOLUTE BEGINNERS (100A) (2021-2022)	CHIARA MORONI	
2021-ZXP732-55665	ITLC ABSOLUTE BEGINNERS (100B) (2021-2022)	CHIARA MORONI	
2021-ZXP824-39770	ITLC BEGINNERS (150) (2021-2022)	CHIARA CASAGRANDE	
2021-ZXP738-57397	ITLC BEGINNERS (130A) (2021-2022)	FEDERICA LATTUADA	
2021-ZXP739-75320	ITLC BEGINNERS (130B) (2021-2022)	SILVIA PIPPIA	
2021-ZXP742-72498	ITLC PRE-INTERMEDIATE (175) (2021-2022)	TATIANA BAGGIO	
2021-ZXS109-43912	ITLC LOWER INTERMEDIATE (210A) (2021-2022)	SILVIA CONSONNO	DANIELA ROTA
2021-ZXS110-72498	ITLC LOWER INTERMEDIATE (210B) (2021-2022)	TATIANA BAGGIO	
2021-ZXP825-16851	ITLC INTERMEDIATE (225) (2021-2022)	DANIELA VIVIANI	
2021-ZXP743-43913	ITLC UPPER INTERMEDIATE (325) (2021-2022)	ROBERTO APRIGLIANO	
2021-ZXP821-42812	ITLC ADVANCED 2 (425) (2021-2022)	ANDREA CAMPISANO	
2021-ZXS111-42812	ITLC ADVANCED 4 (475) (2021-2022)	ANDREA CAMPISANO	

How to add courses to Blackboard



Blackboard

A screenshot of the iCatt Blackboard interface. The top navigation bar includes 'Home page', 'Online registrar', 'Courses', 'Services and opportunities', and 'Help'. The 'Courses' tab is highlighted with a red box, and a red arrow points to it from the 'YOUR MESSAGES' section. The main content area is divided into several sections: 'PERSONAL DETAILS' for PHILIPPINE MARTIN, 'SCHEDULED EXAMS' with 'EXAM REGISTRATION' button, 'EXAM RESULTS AND UPDATE OF RECORDS' with 'UPDATE' button, and 'IT LABS AVAILABLE FOR USE' with 'Students' and 'Graduating students' links. The 'YOUR MESSAGES' section shows 'No messages received' and 'Go to your inbox @icatt.it'. The 'COURSES: QUICK VIEW' section states 'You are not currently participating in any courses.' and the 'PROGRAMME NEWS' section is currently empty.

- Access iCatt and click on the tab COURSES/CORSI

How to add courses to Blackboard



Blackboard

Home Page Exams Online registrar **Courses** Services and opportunities Help

COURSES

Course List ★ Favourites 3 Bb courses Searched courses 12 Search courses

∨	DIGITAL JOURNALISM AND DIGITAL MEDIA IN ITALY (CM/SO320) STEFANIA GARASSINI	 Go to	Register for exam	☆
∨	ITLC ABSOLUTE BEGINNERS (100A) BARBARA BETTINELLI , CHIARA CASAGRANDE , CHIARA MORONI	 Go to	Register for exam	★
∨	ITLC ABSOLUTE BEGINNERS (100B) BARBARA BETTINELLI , CHIARA CASAGRANDE , CECILIA SIDERI	 Go to	Register for exam	★
∨	ITLC ADVANCED 1 (400) ROBERTO APRIGLIANO , BARBARA BETTINELLI	 Go to	Register for exam	☆
∨	ITLC ADVANCED 3 (450) BARBARA BETTINELLI , ANDREA CAMPISANO	 Go to	Register for exam	☆
∨	ITLC BEGINNERS (130A) BARBARA BETTINELLI , FEDERICA LATTUADA	 Go to	Register for exam	★
∨	ITLC BEGINNERS (130B) BARBARA BETTINELLI , SILVIA PIPPIA	 Go to	Register for exam	☆
∨	ITLC LOWER INTERMEDIATE (210) TATIANA BAGGIO , BARBARA BETTINELLI , SILVIA CONSONNO	 Go to	Register for exam	☆

BE SURE TO CLICK ON THE
BLACK BB ICON

How to add courses to Blackboard



Blackboard

A screenshot of the Blackboard 'COURSES' page. The page has a blue navigation bar with links for 'Home Page', 'Exams', 'Online registrar', 'Courses', and 'Services and opportunities'. Below the navigation bar, there's a yellow header for 'COURSES' with tabs for 'Course List', 'Favourites 3', and 'Bb courses'. A search bar shows 'Searched courses 12'. The main content is a list of courses, each with a dropdown arrow, course title, professor names, and two buttons: 'Go to' (with a Bb icon) and 'Register for exam'. A dropdown menu is open over the 'ITLC ABSOLUTE BEGINNERS (100B)' course, showing two professor options: 'Chiara Casagrande 2021/22' with a 'Not active' button and 'Chiara Moroni 2021/22' with a 'Select' button. The 'Register for exam' button for Chiara Moroni is highlighted with a yellow star.

CLICK ON the BLUE BUTTON SELECT.
In case you find more than one professor's name, select the only BLUE option available.

Your course will be added to Blackboard

How to access your on line course

You can access Blackboard directly from this link: <https://blackboard.unicatt.it/> and click on the name of the course

Blackboard
UNIVERSITÀ CATTOLICA del Sacro Cuore

Corsi Blackboard

Scopri le novità / What's new

Scopri le novità della piattaforma Blackboard

Con l'aggiornamento della piattaforma Blackboard sono state introdotte alcune novità:

- Il menu di navigazione My Blackboard che consente di avere una visione personalizzata dell'ambiente di apprendimento
- L'impostazione della lingua dell'interfaccia

Clicka qui per scaricare la guida

Link iCatt

Accedi ad iCatt

Go to iCatt

Elenco corsi

Corsi in cui si è: Studente

2021-ZXP736-42812: ITLC ADVANCED 1 (400) (2021-2022)
Docente: Andrea Campisano;

DIRINT-2020-S-IBCM320: A Fashion Brand. From Line Creation to Market Placement. A Case Study
Docente: Margherita Paglia;

Le mie organizzazioni

L'utente non partecipa ad alcuna organizzazione.

3 nuove notifiche

Course Page

You can access your lesson by clicking on **Online Lectures** on the menu on the left side of the page

The screenshot displays the Blackboard interface for a course at Università Cattolica del Sacro Cuore. The top navigation bar includes the Blackboard logo, the university name, the user name 'Sydni Emerson Foley', and a 'Corsi Blackboard' button. Below this, the course identifier '2021-ZXP736-42812 ITLC ADVANCED 1 (400) (2021-2022)' and 'Home page' are shown. The left sidebar menu contains several options: '2021-ZXP736-42812 (ITLC ADVANCED 1 (400) (2021-2022))', 'Home page', 'Announcements', 'Course Materials', 'Online Lectures' (highlighted with a red circle), 'My grades', 'Help Bb', and 'Panopto Video'. The main content area features the university's logo and the text 'UNIVERSITÀ CATTOLICA del Sacro Cuore'. Below this, the 'Home page' section is visible. On the right side, there is a 'Novità' (News) section with a notification icon, a 'Modifica impostazioni di notifica' button, and an 'Azioni' dropdown menu. A link for 'Corsi/organizzazioni (1)' is also present. The bottom right corner indicates the last update: 'Ultimo aggiornamento: 23 agosto 2021 10.51'.

How to access your on line course

You will be able to follow the live session from there

The screenshot displays the Blackboard Collaborate Ultra interface for the course "2021-ZXP736-42812 ITLC ADVANCED 1 (400) (2021-2022)". The top navigation bar includes the Blackboard logo and the university name "UNIVERSITÀ CATTOLICA del Sacro Cuore". A user profile for "Sydni Emerson Foley" is visible in the top right corner. A "Corsi Blackboard" button is located in the top right area. The main content area is titled "Blackboard Collaborate Ultra" and features a "Sessioni" (Sessions) tab. A red oval highlights a session entry: "ITLC ADVANCED 1 (400) (2021-2022) - Aula corso" with the status "Sbloccata (disponibile)". Below this, a filter section shows "Filtra per" and "Tutte le sessioni future". The main content area currently displays "Nessuna sessione pianificata." (No sessions planned).

More details on your course



Blackboard

Home Page Exams Online registrar **Courses** Services and opportunities Help

COURSES

Course List ★ Favourites 3 Bb courses Searched courses 12 Search courses

∨	DIGITAL JOURNALISM AND DIGITAL MEDIA IN ITALY (CM/SO320) STEFANIA GARASSINI	Go to	Register for exam	☆
∨	ITLC ABSOLUTE BEGINNERS (100A) BARBARA BETTINELLI , CHIARA CASAGRANDE , CHIARA MORONI	Go to	Register for exam	★
∨	ITLC ABSOLUTE BEGINNERS (100B) BARBARA BETTINELLI , CHIARA CASAGRANDE , CECILIA SIDERI	Go to	Register for exam	★
∨	ITLC ADVANCED 1 (400) ROBERTO APRIGLIANO , BARBARA BETTINELLI	Go to	Register for exam	☆
∨	ITLC ADVANCED 3 (450) BARBARA BETTINELLI , ANDREA CAMPISANO	Go to	Register for exam	☆
∨	ITLC BEGINNERS (130A) BARBARA BETTINELLI , FEDERICA LATTUADA	Go to	Register for exam	★
∨	ITLC BEGINNERS (130B) BARBARA BETTINELLI , SILVIA PIPPIA	Go to	Register for exam	☆
∨	ITLC LOWER INTERMEDIATE (210) TATIANA BAGGIO , BARBARA BETTINELLI , SILVIA CONSONNO	Go to	Register for exam	☆

CLICKING ON THE ARROW YOU FIND NEXT TO THE COURSE TITLE, YOU CAN FIND MORE INFO

More details on your course



Blackboard

ITLC BEGINNERS (130B)
BARBARA BETTINELLI, SILVIA PIPPIA

Spring - Intensivo
BARBARA BETTINELLI
INBOUND MOBILITY PROGRAMMES

lezioni Pippia
BARBARA BETTINELLI
INBOUND MOBILITY PROGRAMMES

BARBARA BETTINELLI
INBOUND MOBILITY PROGRAMMES

1° semestre
SILVIA PIPPIA
INBOUND MOBILITY PROGRAMMES

SPRING - 2° semestre
SILVIA PIPPIA
INBOUND MOBILITY PROGRAMMES

LESSONS 2021/22
02/02/2022 - 18/02/2022
09:30 (03:00) **ROOM Online**

EXTRA LESSONS
No extra lessons

POSTPONED
No postponed lessons

ROOM CHANGES
No room change

PROGRAMME
Programme for 2021/22 academic year not present
Programme for 2020/21 academic year not present

EXAMINATION CALL DATES
Academic year of reference:
2021

PROFESSOR/INSTRUCTOR
SILVIA PIPPIA

Go to Register for exam

ITLC LOWER INTERMEDIATE (210)
TATIANA BAGGIO, BARBARA BETTINELLI, SILVIA CONSONNO

ITLC PRE INTERMEDIATE (175)
TATIANA BAGGIO, BARBARA BETTINELLI, CHIARA MORONI

STUDY ABROAD IMPACT LAB
STEFANIA MICAELA VITULLI

CLICKING ON THE
ARROW YOU FIND
NEXT TO THE COURSE
TITLE, YOU CAN FIND
MORE INFO.

Always refer to the tab
SPRING – 2° semestre

More details on your course



Blackboard

ITLC BEGINNERS (130B)
BARBARA BETTINELLI, SILVIA PIPPIA

Spring - Intensivo
BARBARA BETTINELLI
INBOUND MOBILITY PROGRAMMES

lezioni Pippia
BARBARA BETTINELLI
INBOUND MOBILITY PROGRAMMES

BARBARA BETTINELLI
INBOUND MOBILITY PROGRAMMES

1° semestre
SILVIA PIPPIA
INBOUND MOBILITY PROGRAMMES

SPRING - 2° semestre
SILVIA PIPPIA
INBOUND MOBILITY PROGRAMMES

LESSONS 2021/22
02/02/2022 - 18/02/2022
09:30 (03:00) **ROOM Online**

EXTRA LESSONS
No extra lessons

POSTPONED
No postponed lessons

ROOM CHANGES
No room change

PROGRAMME
Programme for 2021/22 academic year not present
Programme for 2020/21 academic year not present

EXAMINATION CALL DATES
Academic year of reference:
2021

PROFESSOR/INSTRUCTOR
SILVIA PIPPIA

Go to Register for exam ☆

Remove from favourites ☆

ITLC LOWER INTERMEDIATE (210)
TATIANA BAGGIO, BARBARA BETTINELLI, SILVIA CONSONNO

Go to Register for exam ☆

ITLC PRE INTERMEDIATE (175)
TATIANA BAGGIO, BARBARA BETTINELLI, CHIARA MORONI

Go to Register for exam ☆

CLICKING ON THE
SMALL STAR YOU WILL
ADD IT TO FAVOURITES
so that your APP WILL
SHOW YOU THE
CORRECT CALENDAR

