



UNIVERSITÀ
CATTOLICA
del Sacro Cuore

UCSC Academic Curriculum

..... Please refer to Laura

Laura Ferrari

Academic Curriculum Courses



How to get in contact, When, Where?



- International Students Service unit office is located in Via Carducci 28/30 – 3° floor.
- Given the COVID -19 emergency: at the moment the office staff can meet students only ON APPOINTMENT.



Send an email to:
laura.ferrari@unicatt.it



Make a phone call:
(0039) 02 7234 5802

Ask for an online virtual appointment via email or using TEAMS

Office hours: From Monday to Friday

- Morning: 9.30 a.m. to 12.30 p.m.
- Afternoon: 2.00 p.m. to 5.00 p.m.



Academic curriculum – In person classes



CLASSES will be offered IN PERSON



STUDENTS ARE RACCOMMENDED TO ATTEND IN PERSON.

Should the rules change following to the pandemic situation you will be promptly informed



All the lessons will be recorded and made available in Blackboard for one week

In this session you will learn:



- 1. How to look for your course schedule**
- 2. How to modify/confirm your STUDY PLAN**
- 3. How to add your courses to Blackboard**



How to look for your course schedule



First of all

you need to **check** when your courses will **start** and
on which **days** they will be offered.

Note that your courses might have **different starting date** depending on the Faculty to which they belong.
Let's check together:

ECONOMICS (TRIM.) SECOND QUARTER	ECONOMICS (Italian Profile)	BANKING & FINANCE	CIMO	PSYCHOLOGY	LANGUAGES/ HUMANITIES/ EDUCATION/ PSYCHOLOGY (MASTER)	POLITICAL & SOCIAL SCIENCES	LAW (1 YEAR COURSES)	LAW (All year except first)
January 10	February 21	February 7	February 21	February 21	February 21	February 21	January 10	February 7

Find the general academic curriculum calendar online at the following link:

https://international.unicatt.it/ucscinternational-Calendar_21_22_UCSC%20Academic%20Curriculum.pdf

UCSC International curriculum classes will start on FEBRUARY 21

How to look for your course schedule

If the selection of courses you made during the enrollment process is already the final one, your schedule can be found on the I-catt App or on your I-catt page

If the selection of the courses you made during the enrollment process is NOT correct or is incomplete you will have to update your study plan so that your schedule will be available on the I-catt App or on your I-catt page

THE SCHEDULE YOU SEE ON THE APP, ALWAYS SHOWS THE SELECTION OF COURSES YOU HAVE MADE DURING THE ENROLLMENT PROCESS, you can still CHANGE IT IF YOU LIKE!



How to look for your course schedule

<http://ects.unicatt.it/ects>

AT THIS STAGE NO REGISTRATION TO COURSES IS REQUIRED (EXCEPT BLACKBOARD!!).

However

1. YOU WILL BE ASKED TO COMPLETE YOUR STUDY PLAN (if necessary) and will have to do that by March
2. YOU WILL BE ASKED TO REGISTER IN ORDER TO TAKE FINAL EXAMS (dedicated session on exam registration around beginning of March DETAILS ON THE SESSION WILL BE SENT VIA EMAIL).



How to look for your course schedule



 UNIVERSITÀ CATTOLICA del Sacro Cuore

Catalogo Corsi - Guida ECTS

Anno accademico  

Sede 

Facoltà 

Settore disciplinare 

Periodo lezione 

Lingua 

Tipo di laurea 

Titolo del corso

Docente

How to look for your course schedule

Risultati (42)

Codice corso	Titolo del corso	Facoltà	Tipo di laurea	Corso di laurea
CEB864	ADVANCED ENGLISH TOEFL	ECONOMIA	LM	ECONOMIA
ABB493	APPLIED ECONOMETRICS	ECONOMIA	LT	ECONOMIA E GESTIONE AZIENDALE
CEI370	APPLIED STATISTICS AND BIG DATA (ADVANCED)	ECONOMIA	LM	MANAGEMENT
CEB838	BUSINESS COMMUNICATION	ECONOMIA	LM	MANAGEMENT PER L'IMPRESA
CEH280	BUSINESS LAB: INTRODUCTORY COURSE	ECONOMIA	LM	MANAGEMENT
CEC620	CHANGE MANAGEMENT	ECONOMIA	LM	MANAGEMENT
CEB840	CORPORATE GOVERNANCE AND SOCIAL RESPONSIBILITY	ECONOMIA	LM	MANAGEMENT PER L'IMPRESA
CEG564	CORPORATE STRATEGY	ECONOMIA	LM	MANAGEMENT
CE9835	CROSS CULTURAL MANAGEMENT	ECONOMIA	LM	MANAGEMENT PER L'IMPRESA
CEF631	CUSTOMER-BASED MARKETING STRATEGY	ECONOMIA	LM	MANAGEMENT
ABF562	ECONOMIC HISTORY	ECONOMIA	LT	ECONOMICS AND MANAGEMENT
ABF560	ECONOMIC POLICY	ECONOMIA	LT	ECONOMICS AND MANAGEMENT
CEF421	ENTREPRENEURSHIP	ECONOMIA	LM	MANAGEMENT
CEH282	FIELD PROJECT	ECONOMIA	LM	MANAGEMENT
ABB551	FINANCIAL ACCOUNTING	ECONOMIA	LT	ECONOMICS AND MANAGEMENT
CEJ829	FINANCIAL ACCOUNTING AND ANALYSIS (ISSUES APPLICATION IFRS)	ECONOMIA	LM	MANAGEMENT
ABF559	FINANCIAL MARKET, CREDIT AND BANKING	ECONOMIA	LT	ECONOMICS AND MANAGEMENT
ABF576	FINANCIAL MATHEMATICS	ECONOMIA	LT	ECONOMICS AND MANAGEMENT
ABD893	GAME THEORY AND STRATEGY	ECONOMIA	LT	ECONOMIA E GESTIONE AZIENDALE
CEF635	HR MANAGEMENT	ECONOMIA	LM	MANAGEMENT

Pagina 1 di 3 [Pagina successiva](#)

- Codice corso: course code
- Titolo del corso: course title is a link connecting you to course relevant information
- Tipo di Laurea: LT (Undergraduate, Bachelor) LM (Graduate level)
- Corso di Laurea: program name

Click on the course name/title → more information is displayed.

i.e: the course of APPLIED ECONOMETRICS has 2 professors. One is teaching the 1st module and the second one is teaching the 2nd module.

The majority of the English-taught courses of the School of Economics are organized in 2 modules. In order to receive full credit (all the ECTS) and complete the course, students have to follow both the 1st and the 2nd module.

How to look for your course schedule

By clicking on the book icon next to the professor name (see previous slide), more information on the course is displayed:

Numero Crediti ECTS = is the Number of ECTS credits

Periodo di lezione: when the course is delivered (ie. Annual; Primo semestre; secondo semestre; 1° trimestre; 2° trimestre; 3° trimestre only for School of Economics coursework in English and if the part of the course is the 1° or 2° module).

Scheda ECTS

Facoltà	ECONOMIA
Corso di laurea	ECONOMIA E GESTIONE AZIENDALE
Tipo corso di laurea	LAUREA
Titolo del corso	APPLIED ECONOMETRICS
Docente	FOSCOLO ENRICO
Codice corso	ABB493
Numero crediti ECTS	8.0
Periodo lezione	2° trimestre - 1° modulo
Ore di insegnamento per settimana	8
Settimane di lezione	5
Modalità di iscrizione al corso	Iscrizione attraverso la scelta del proprio piano di studio dalle postazioni telematiche UC Point
Modalità di iscrizione all' esame	Iscrizione dalle postazioni telematiche UC Point o dal portale dello studente iCatt
Lingua	Inglese
Programma del corso	Scarica
Orario lezioni	Vedi
Date appelli	Vedi

How to look for your course schedule

By clicking on **ORARIO LEZIONI**, you will find out WHEN and WHERE classes are offered.

As in the example below, the classes of this course (FIRST MODULE!) are **on Monday, AND Wednesday AND Thursday** (you are supposed to follow all the classes and not only one of the two!!)



- > orari
- > lezioni sospese
- > lezioni straordinarie
- > cambi aula

Dettaglio orario delle lezioni

anno accademico 2021/2022

Facoltà : FACOLTA' DI ECONOMIA
Corso di Laurea : ECONOMICS AND MANAGEMENT
Insegnamento : MANAGEMENT ACCOUNTING
Docente Lezione : MONOLO GIULIANA

dati aggiornati a 06/01/2022

ORARIO SETTIMANALE

Dal	Al	Giorno	Ora	Edificio	Aula	Note
10/01/2022	19/02/2022	Lunedì	16:30 - 18:20	Largo Gemelli, 1	G.025 S. Giovanni Bosco	
10/01/2022	19/02/2022	Mercoledì	08:30 - 11:30	Largo Gemelli, 1	G.028	
10/01/2022	19/02/2022	Giovedì	09:30 - 12:30	Largo Gemelli, 1	G.001 Bontadini	

CALENDARIO AULA dal 06/01/2022

Giorno	Orario	Aula	Note
10/01/2022 - Lunedì	16:30 - 18:20	G.025 S. Giovanni Bosco	
12/01/2022 - Mercoledì	08:30 - 11:30	G.028	
13/01/2022 - Giovedì	09:30 - 12:30	G.001 Bontadini	
17/01/2022 - Lunedì	16:30 - 18:20	G.025 S. Giovanni Bosco	
19/01/2022 - Mercoledì	08:30 - 11:30	G.028	
20/01/2022 - Giovedì	09:30 - 12:30	G.001 Bontadini	
24/01/2022 - Lunedì	16:30 - 18:20	G.025 S. Giovanni Bosco	
26/01/2022 - Mercoledì	08:30 - 11:30	G.028	
27/01/2022 - Giovedì	09:30 - 12:30	G.001 Bontadini	
31/01/2022 - Lunedì	16:30 - 18:20	G.025 S. Giovanni Bosco	
02/02/2022 - Mercoledì	08:30 - 11:30	G.028	
03/02/2022 - Giovedì	09:30 - 12:30	G.001 Bontadini	
14/02/2022 - Lunedì	16:30 - 18:20	G.025 S. Giovanni Bosco	
16/02/2022 - Mercoledì	08:30 - 11:30	G.028	
17/02/2022 - Giovedì	09:30 - 12:30	G.001 Bontadini	

Important note!

Always check the name
of the building!

Notes on classroom & building

Make sure to check the letter reported before the room number!
It indicates the building where the class is located.

Tuesday 16:30 (02:00)	ROOM B.111 - AULA 111
Thursday 16:30 (02:00)	

Index of the buildings:

- G= Gemelli: **Main Campus** – L.go Gemelli, 1 – 20123 Milano
- C = Carducci: **UCSC International Building** – via Carducci, 28 – 20123 Milano
- SA = Sant’Agnese: **Sant’Agnese Building** – via Sant’Agnese, 2 – 20123 Milano
- B = Buonarroti: **Buonarroti Building** – piazza Buonarroti 30, entrance from via Giotto – 20145 Milano
- OL = Olona: **Olona Building** – via Olona 2 – 20123 Milano

Discover the Study Plan (PIANO STUDI)

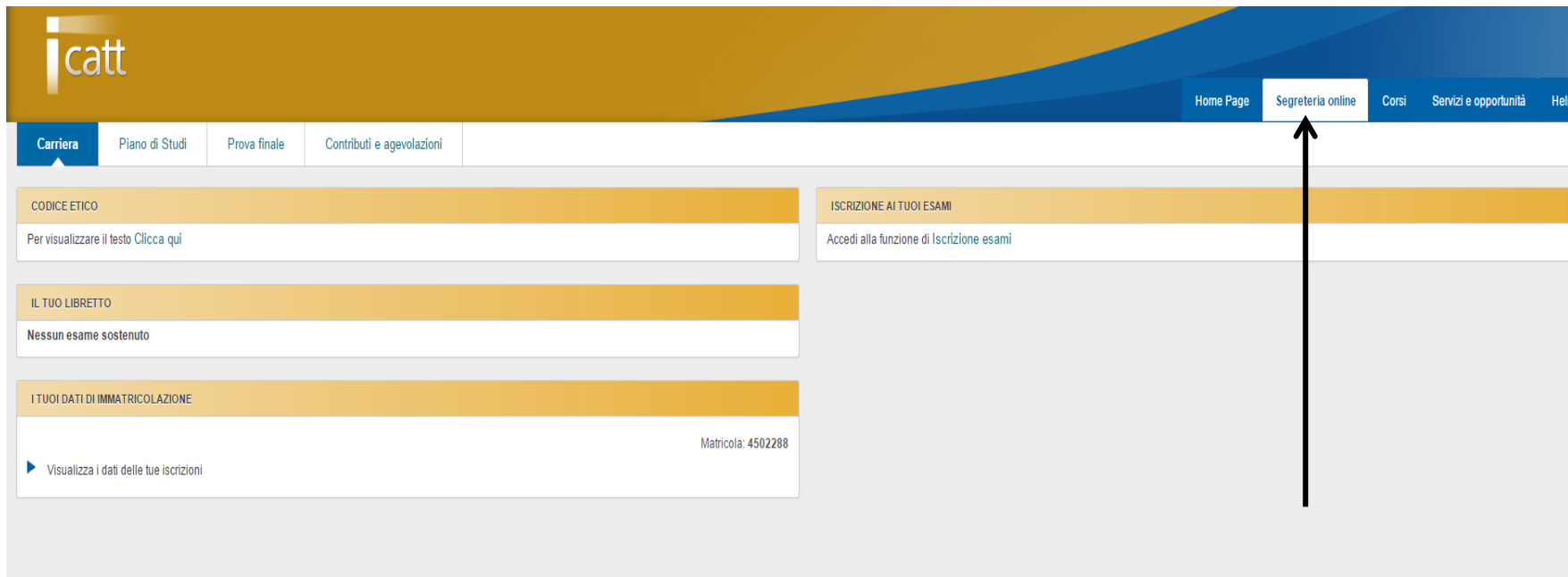


If the selection of classes you made during the enrollment process has to be modified or completed, once decided the new courses, you will need to
MODIFY YOUR STUDY PLAN

This can be done RIGHT NOW!

How to modify/confirm the Study Plan - 1

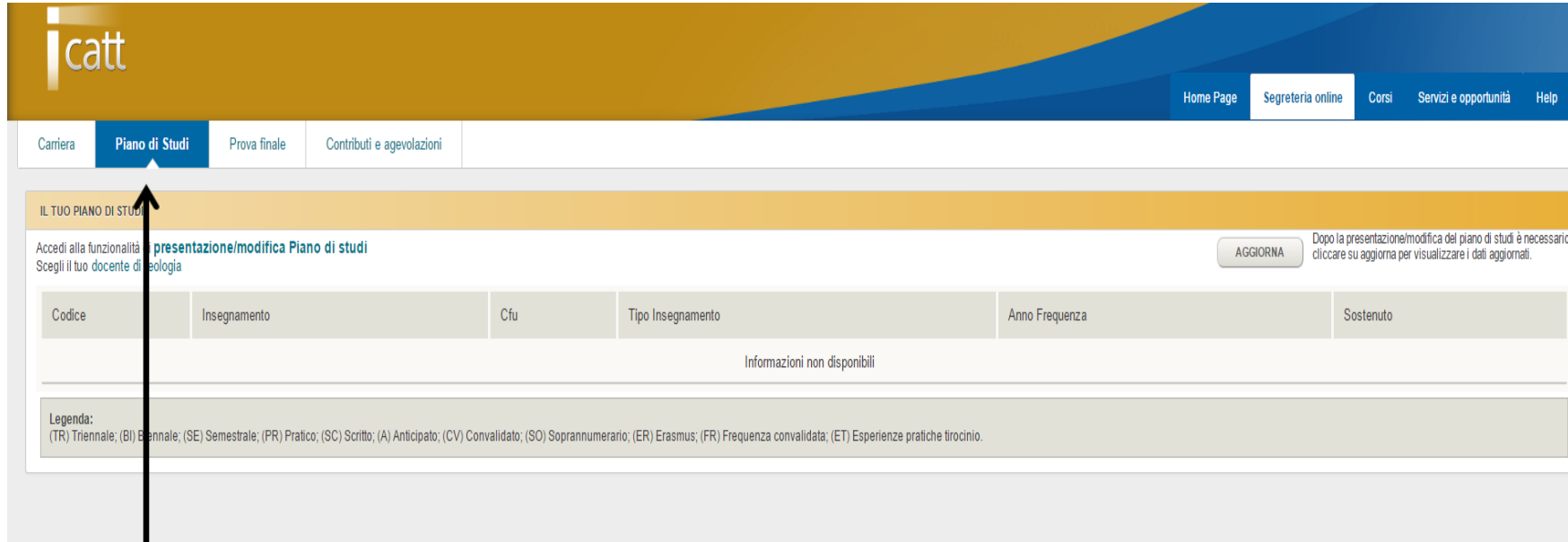
- Click on the right hand tab **ON LINE REGISTRAR/SEGRETERIA ONLINE**



The screenshot displays the iCatt website interface. The top navigation bar features the iCatt logo on the left and a series of tabs on the right: Home Page, Segreteria online, Corsi, Servizi e opportunità, and Help. The 'Segreteria online' tab is highlighted with a white background and a black arrow pointing to it from below. Below the navigation bar, there are several content blocks. On the left, there are three blocks: 'CODICE ETICO' with a link 'Clicca qui', 'IL TUO LIBRETTO' with the text 'Nessun esame sostenuto', and 'I TUOI DATI DI IMMATRICOLAZIONE' with a link 'Visualizza i dati delle tue iscrizioni' and the matricola number '4502288'. On the right, there is a block titled 'ISCRIZIONE AI TUOI ESAMI' with a link 'Accedi alla funzione di Iscrizione esami'.

How to modify/confirm the Study Plan - 2

- Click on the second tab: **STUDY PLAN/PIANO DI STUDI**



The screenshot shows the iCatt website interface. At the top, the 'iCatt' logo is on the left, and navigation links for 'Home Page', 'Segreteria online', 'Corsi', 'Servizi e opportunità', and 'Help' are on the right. Below this is a horizontal menu with tabs: 'Carriera', 'Piano di Studi', 'Prova finale', and 'Contributi e agevolazioni'. The 'Piano di Studi' tab is highlighted in blue, and a black arrow points to it from below. The main content area has a yellow header 'IL TUO PIANO DI STUDI'. Below this, there is a link 'presentazione/modifica Piano di studi' and a button 'AGGIORNA'. A table with columns 'Codice', 'Insegnamento', 'Cfu', 'Tipo Insegnamento', 'Anno Frequenza', and 'Sostenuto' is shown, but it contains the text 'Informazioni non disponibili'. A legend at the bottom explains various course codes.

IL TUO PIANO DI STUDI

Accedi alla funzionalità [presentazione/modifica Piano di studi](#)

Scegli il tuo docente di [biologia](#)

AGGIORNA

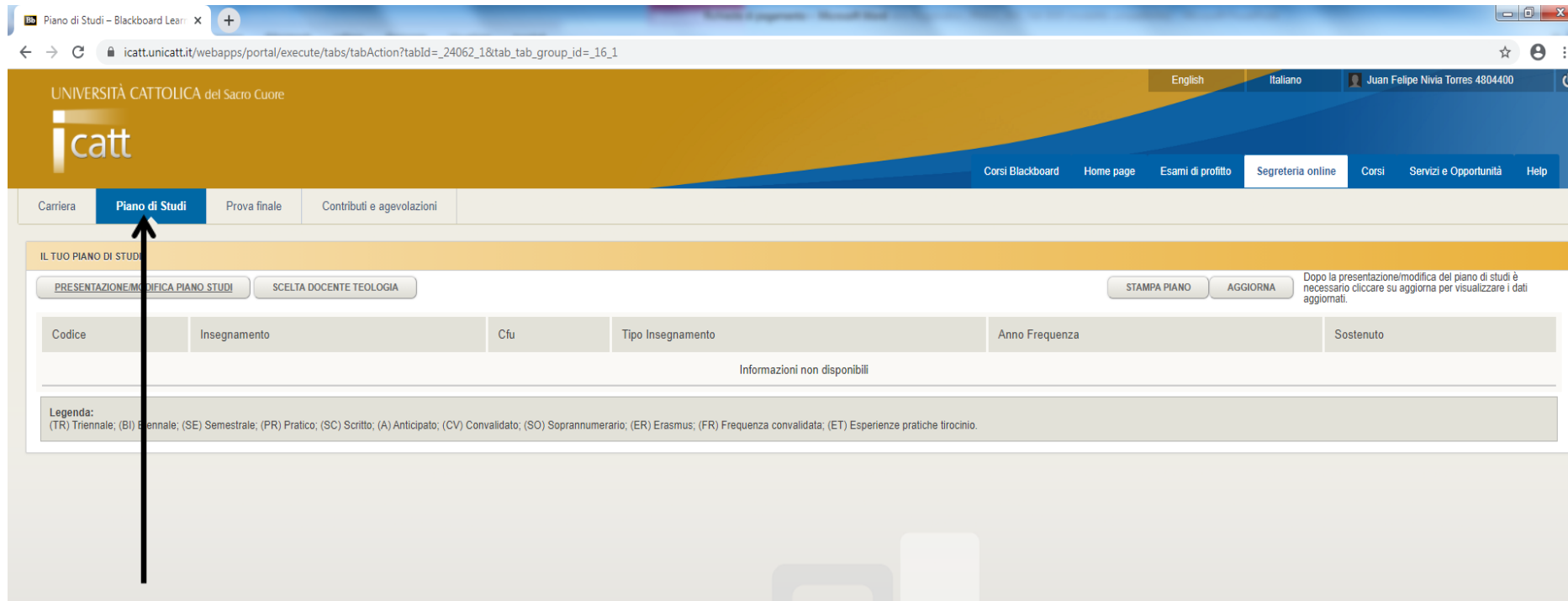
Dopo la presentazione/modifica del piano di studi è necessario cliccare su aggiorna per visualizzare i dati aggiornati.

Codice	Insegnamento	Cfu	Tipo Insegnamento	Anno Frequenza	Sostenuto
Informazioni non disponibili					

Legenda:
(TR) Triennale; (BI) Biennale; (SE) Semestrale; (PR) Pratico; (SC) Scritto; (A) Anticipato; (CV) Convalidato; (SO) Soprannumerario; (ER) Erasmus; (FR) Frequenza convalidata; (ET) Esperienze pratiche tirocinio.

How to modify/confirm the Study Plan - 3

- Click on the: **SUBMIT/CHANGE** study plan



The screenshot displays the Blackboard Learning Management System interface for the University of the Sacred Heart (UNIVERSITÀ CATTOLICA del Sacro Cuore). The user is logged in as Juan Felipe Nivia Torres 4804400. The main navigation menu includes 'Corsi Blackboard', 'Home page', 'Esami di profitto', 'Segreteria online', 'Corsi', 'Servizi e Opportunità', and 'Help'. The 'Piano di Studi' (Study Plan) section is active, showing a navigation bar with 'Carriera', 'Piano di Studi', 'Prova finale', and 'Contributi e agevolazioni'. Below this, there are buttons for 'PRESENTAZIONE/MODIFICA PIANO STUDI' and 'SCELTA DOCENTE TEOLOGIA'. A table with columns for 'Codice', 'Insegnamento', 'Cfu', 'Tipo Insegnamento', 'Anno Frequenza', and 'Sostenuto' is visible, but it contains no data and displays 'Informazioni non disponibili'. A legend at the bottom explains various abbreviations used in the system.

UNIVERSITÀ CATTOLICA del Sacro Cuore

icatt

English Italiano Juan Felipe Nivia Torres 4804400

Corsi Blackboard Home page Esami di profitto Segreteria online Corsi Servizi e Opportunità Help

Carriera **Piano di Studi** Prova finale Contributi e agevolazioni

IL TUO PIANO DI STUDI

PRESENTAZIONE/MODIFICA PIANO STUDI SCELTA DOCENTE TEOLOGIA

STAMPA PIANO AGGIORNA

Dopo la presentazione/modifica del piano di studi è necessario cliccare su aggiorna per visualizzare i dati aggiornati.

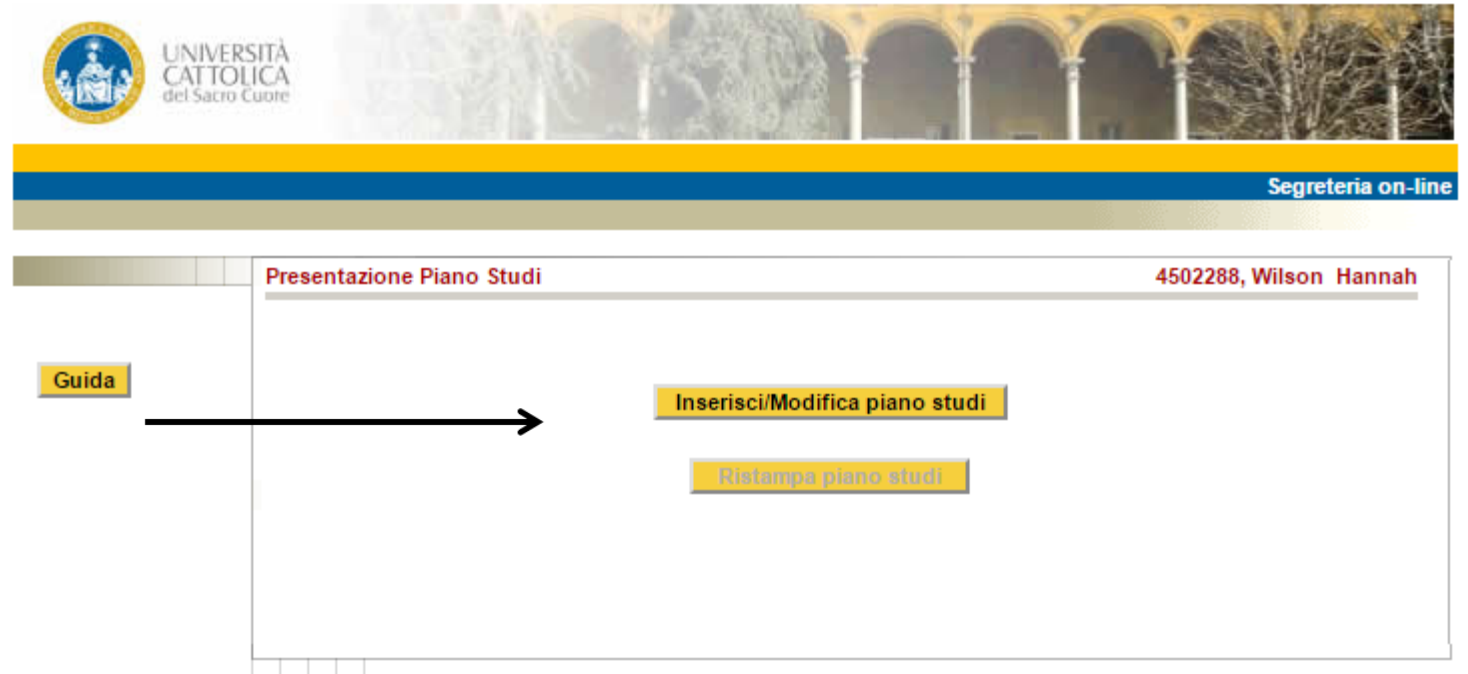
Codice	Insegnamento	Cfu	Tipo Insegnamento	Anno Frequenza	Sostenuto
Informazioni non disponibili					

Legenda:
(TR) Triennale; (BI) Biennale; (SE) Semestrale; (PR) Pratico; (SC) Scritto; (A) Anticipato; (CV) Convalidato; (SO) Soprannumerario; (ER) Erasmus; (FR) Frequenza convalidata; (ET) Esperienze pratiche tirocinio.

How to modify/confirm the Study Plan - 4

From this point on the platform
will be **ONLY IN ITALIAN**

- Click on: **INSERISCI/MODIFICA PIANO DI STUDI**



The screenshot displays the online portal interface for the University of the Sacred Heart. At the top left is the university's logo and name: "UNIVERSITÀ CATTOLICA del Sacro Cuore". To the right, a banner image shows a building with arches. Below the banner is a blue navigation bar with the text "Segreteria on-line". The main content area is titled "Presentazione Piano Studi" and includes the user ID "4502288, Wilson Hannah". On the left side, there is a "Guida" button. An arrow points from this button to the "Inserisci/Modifica piano studi" button in the main content area. Below it is another button labeled "Ristampa piano studi".

How to modify/confirm the Study Plan - 5

- Click on the button: **SCelta INSEGNAMENTI**

UNIVERSITÀ CATTOLICA del Sacro Cuore

Segreteria on-line

Scelta insegnamenti 4202055, Klawitter Grace Ellen

Guida

Scelta Indirizzo Gruppi **Scelta Insegnamenti** Il mio Piano

Per inserire/modificare gli insegnamenti/attività a scelta premere il tasto 'Scelta insegnamenti'

Situazione CFU
Totale cfu selezionati: 8
Selezione/Conferma 002.00 - 064.00 cfu complessivi

Lista: STRA01A SCELTA INSEGNAMENTI (RELAZIONI INTERNAZIONALI)
CFU Lista: scegli/conferma 002.00 - 064.00
CFU raggiunti: 8.0

Codice	Descrizione	Cfu
<input checked="" type="checkbox"/> XXXXXX	Scelta Insegnamento	8.0

Conferma Scelte/Prosegui Escezioni **Scelta Insegnamenti** Scelta

This page will display the courses (ONLY Academic cv) you selected when you filled in your application: 3 possibilities

1. All the courses you want to take are there GREAT! Nothing has to be done
2. You are not interested anymore in some of them: CLICK ON ELIMINA
3. Some courses are missing: you need to add them

Per la presentazione Piano Studi seguire le indicazioni riportate sulla guida di Facoltà.
Attenzione: dopo la conferma il piano non può essere modificato.
Non è possibile eliminare insegnamenti già sostenuti o integrazioni di esami sostenuti all'estero.

Sede: MILANO
Facoltà:
Parola Chiave:
Codice(se conosciuto):

Caricamento insegnamenti per anno di corso: 1'
CFU Lista: scegli/conferma 002.00 - 064.00
CFU raggiunti:

Insegnamenti Selezionati

	Codice	Descrizione	Stato	Peso
Elimina	JXG715	Internship	Scelto	008.00
Elimina	JXC841	Investment Risk Management	Scelto	004.00
Elimina	JXJ945	Italian For Foreign Students	Scelto	004.00
Elimina	JXC409	Market Microstructure	Frequentato	008.00
Elimina	CEB570	Project Management	Frequentato	008.00
Elimina	JXC410	Risk Management	Frequentato	008.00

How to modify/confirm the Study Plan – 6

ADD NEW COURSES

- From the field Facoltà: **select the FACULTY** from the drop down menu

Gestione Piano Studi

Ricerca Insegnamenti a scelta libera

Sede

Facoltà

Parola Chiave

Codice(se conosciuto)

Caricamento insegnamenti per anno di corso: 1*

CFU Lista: scegli/conferma 002.00 - 064.00

CFU raggiunti:

MILANO

FACOLTÀ DI SCIENZE LINGUISTICHE E LETTERATURE STRANIERE ▼

FACOLTÀ DI ECONOMIA

FACOLTÀ DI GIURISPRUDENZA

FACOLTÀ DI LETTERE E FILOSOFIA

FACOLTÀ DI PSICOLOGIA

FACOLTÀ DI SCIENZE BANCARIE, FINANZIARIE E ASSICURATIVE

FACOLTÀ DI SCIENZE DELLA FORMAZIONE

FACOLTÀ DI SCIENZE LINGUISTICHE E LETTERATURE STRANIERE

FACOLTÀ DI SCIENZE POLITICHE E SOCIALI

INTERFACOLTÀ: ECONOMIA - LETTERE E FILOSOFIA

INTERFACOLTÀ: ECONOMIA - SCIENZE BANCARIE, FINANZIARIE E AS

INTERFACOLTÀ: ECONOMIA-ECONOMIA E GIURISPRUDENZA

INTERFACOLTÀ: FAC.SC.LING.LETT.STRAN. - FAC.SC.POLIT.SOC.

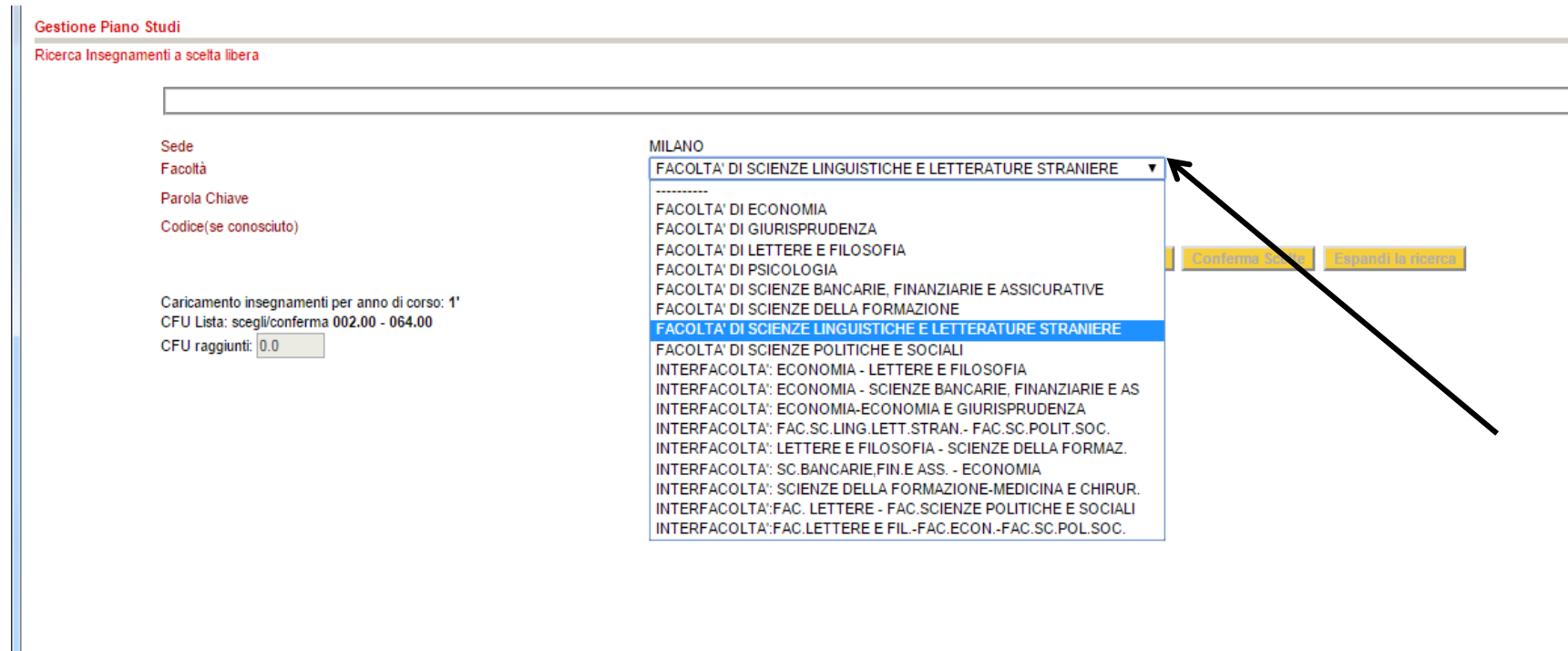
INTERFACOLTÀ: LETTERE E FILOSOFIA - SCIENZE DELLA FORMAZ.

INTERFACOLTÀ: SC.BANCARIE,FIN.E ASS. - ECONOMIA

INTERFACOLTÀ: SCIENZE DELLA FORMAZIONE-MEDICINA E CHIRUR.

INTERFACOLTÀ:FAC. LETTERE - FAC.SCIENZE POLITICHE E SOCIALI

INTERFACOLTÀ:FAC.LETTERE E FIL.-FAC.ECON.-FAC.SC.POL.SOC.



How to modify/confirm the Study Plan – 7

- From the field **PAROLA CHIAVE**: insert the exact **name of the COURSE** (course title) and click on **CERCA**. The course is displayed below.

Sede: MILANO
Facoltà: FACOLTA' DI ECONOMIA
Parola Chiave: business strategy
Codice(se conosciuto):

Caricamento insegnamenti per anno di corso: 1'
CFU Lista: scegli/conferma 002.00 - 064.00
CFU raggiunti: 0.0

Codice	Descrizione
ABF614	BUSINESS STRATEGY

Insegnamenti da selezionare

Insegnamenti che possono essere inseriti a piano

Selezione	Codice	Descrizione
Fine Lista	ABF614	BUSINESS STRATEGY

1: Arrow pointing to the 'Cerca' button.

2: Arrow pointing to the 'Conferma Scelta' button for the highlighted course in the table.

3: Arrow pointing to the 'Conferma Scelta' button for the course in the 'Insegnamenti da selezionare' table.

How to modify/confirm the Study Plan – 8

- If the course is the correct one, click on **SELEZIONA** and the course will be uploaded into your Study Plan

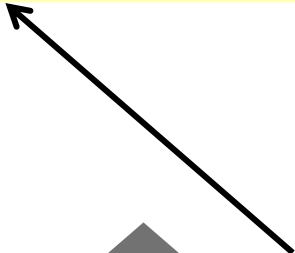
Sede MILANO
Facoltà FACOLTA' DI ECONOMIA
Parola Chiave business strategy
Codice(se conosciuto)

Cerca Conferma Scelta Espandi la ricerca

Caricamento insegnamenti per anno di corso: 1*
CFU Lista: scegli/conferma 002.00 - 064.00
CFU raggiunti: 0.0

	Codice	Descrizione
Insegnamenti da selezionare		
<i>Insegnamenti che possono essere inseriti a piano</i>		
Selezione	ABF614	BUSINESS STRATEGY
Fine Lista		

Conferma Scelta



How to modify/confirm the Study Plan – 9

- The course will appear as included in your Study Plan (1).
- In order to confirm the selected course, click on **CONFERFMA SCELTA** (2)

Sede: MILANO
Facoltà: FACOLTÀ DI PSICOLOGIA
Parola Chiave: Psicologia ambientale
Codice(se conosciuto):

Caricamento insegnamenti per anno di corso: '1'
CFU Lista: scegli/conferma 002.00 - 064.00
CFU raggiunti: 4.0

Cerca Conferma Scelte Espandi la ricerca

Insegnamenti Selezionati

	Codice	Descrizione	Peso
Elimina	PWI270	PSICOLOGIA AMBIENTALE	004.00

Fine Lista

Insegnamenti da selezionare

Insegnamenti che possono essere inseriti a piano

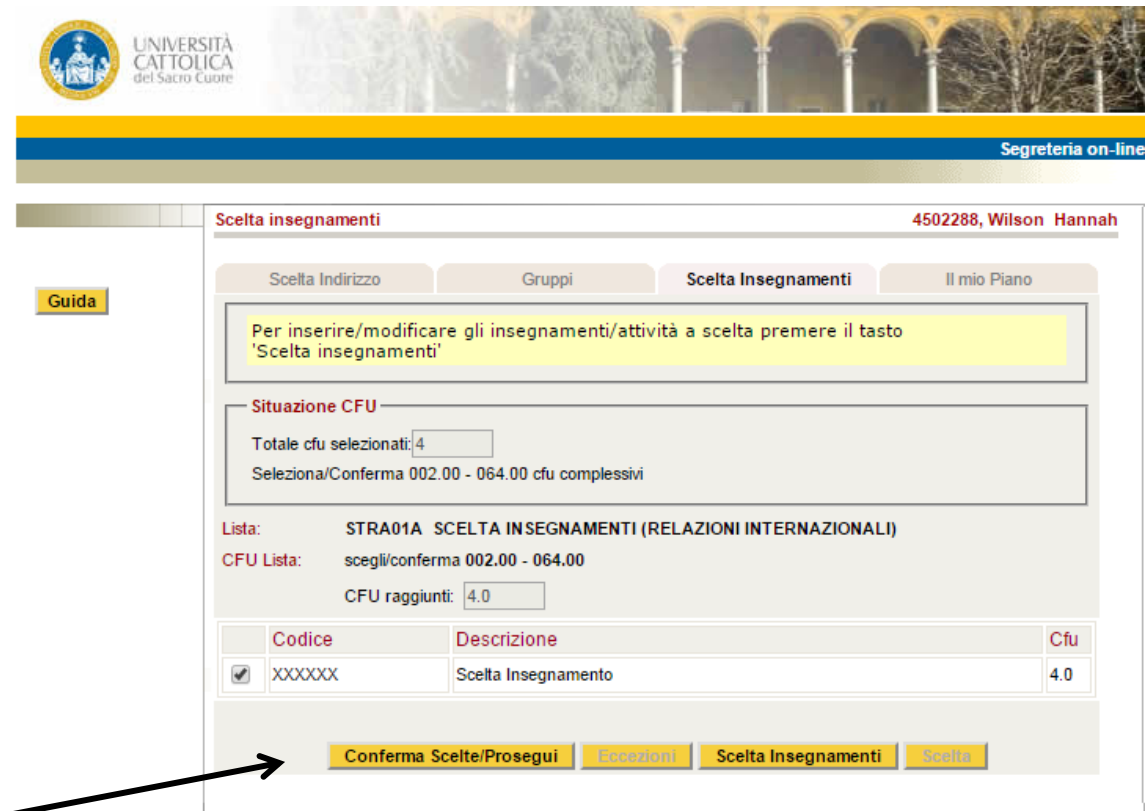
	Codice	Descrizione	Peso
Seleziona	PWI270	PSICOLOGIA AMBIENTALE	004.00

Fine Lista

Conferma Scelte

How to modify/confirm the Study Plan – 10

- Click on the button: **CONFERMA SCELTA E PROSEGUI**



UNIVERSITÀ CATTOLICA del Sacro Cuore

Segreteria on-line

Scelta insegnamenti 4502288, Wilson Hannah

Guida

Scelta Indirizzo Gruppi **Scelta Insegnamenti** Il mio Piano

Per inserire/modificare gli insegnamenti/attività a scelta premere il tasto 'Scelta insegnamenti'

Situazione CFU

Totale cfu selezionati: 4

Seleziona/Conferma 002.00 - 064.00 cfu complessivi

Lista: STRA01A SCELTA INSEGNAMENTI (RELAZIONI INTERNAZIONALI)

CFU Lista: scegli/conferma 002.00 - 064.00

CFU raggiunti: 4.0

	Codice	Descrizione	Cfu
<input checked="" type="checkbox"/>	XXXXXX	Scelta Insegnamento	4.0

Conferma Scelte/Proseguì Eccezioni Scelta Insegnamenti Scelta

How to modify/confirm the Study Plan – 11

Click on the button: **CONFERMA PIANO**

UNIVERSITÀ CATTOLICA del Sacro Cuore

Segreteria on-line

Il mio Piano Studi 4502288, Wilson Hannah

Guida

Scelta Indirizzo Gruppi Scelta Insegnamenti Il mio Piano

Insegnamenti inseriti nel piano studi.
Premere il tasto 'conferma piano' per confermare il piano.

Situazione CFU
Totale cfu selezionati: 4.0

Conferma Piano Sovrannumerari Stampa Piano

Codice	Descrizione Insegnamento	Anno	Stato
PWI270	PSICOLOGIA AMBIENTALE	1	In Piano

Conferma Piano Sovrannumerari Stampa Piano

How to modify/confirm the Study Plan – 12

- Once ALL the missing courses are added **BE SURE TO CLICK ON UPDATE**

The screenshot shows the iCatt online registrar interface. The top navigation bar includes links for Blackboard courses, Home page, Exams, Online registrar (selected), Courses, Services and opportunities, and Help. Below this, a secondary navigation bar highlights the Study plan section, with other options like Academic records, Final examination, and Fees and financial support. The main content area is titled 'STUDY PLAN' and contains a 'SUBMIT/CHANGE STUDY PLAN' button, a 'STAMPA PIANO' button, and an 'UPDATE' button. An arrow points from the 'STAMPA PIANO' button to the 'UPDATE' button. A note states: 'Important: click "update" to complete submission / alteration of study plan and to view updated records.' Below the buttons is a table with columns for Code, Course, Credits, Course type, Enrolment year, and Exam taken. The table lists four courses for Year [1] of the degree programme.

Code	Course	Credits	Course type	Enrolment year	Exam taken
Year [1] of degree programme					
JXG715	Internship				No
JXC841	Investment Risk Management				No
JXJ945	Italian For Foreign Students				No
JXC409	Market Microstructure			2020/21	No

BE SURE YOU UPDATE YOUR STUDY PLAN NO LATER THAN MARCH

- You will have time until March to modify/confirm your study plan
- You will be asked to confirm you have properly worked on your study plan by clicking on the **STUDY PLAN SUBMISSION BUTTON** you will receive in a dedicated e-mail in March.



How to add courses to Blackboard

- Once you have decided the courses you want to follow in order to access recordings and the available materials, **you will need to register to BLACKBOARD through your I-catt page.**
- Should you also have selected the Italian Language course (Pre Session INTENSIVE or SEMESTER MODULE), please note this class will be automatically added to your Bb by our office.
- **NB:** Blackboard is an essential informative and sharing platform, however it is NOT your study plan.



➔ **be sure that the courses listed under the section STUDY PLAN and the ones listed in BLACKBOARD correspond!**

How to add courses to Blackboard



Blackboard

A screenshot of the iCatt portal home page. The top navigation bar includes 'Home page', 'Online registrar', 'Courses', 'Services and opportunities', and 'Help'. The 'Courses' tab is highlighted with a red box and a red arrow pointing to it. The main content area is divided into several sections: 'PERSONAL DETAILS' for PHILIPPINE MARTIN, 'YOUR MESSAGES' (no messages received), 'SCHEDULED EXAMS' (TODAY, TOMORROW), 'EXAM REGISTRATION', 'EXAM RESULTS AND UPDATE OF RECORDS', and 'IT LABS AVAILABLE FOR USE' (Students, Graduating students). The 'COURSES: QUICK VIEW' section shows 'You are not currently participating in any courses.'

- Access iCatt and click on the tab COURSES/CORSI

A screenshot of the iCatt portal 'COURSES' page. The top navigation bar is the same as in the previous screenshot. The 'COURSES' section has a search bar with the following fields: 'Search course...', 'Search professor/instructor', 'Milano' (dropdown), and 'ECONOMIA' (dropdown). A red box highlights the 'SEARCH' button, with a red arrow pointing to it. There is also a 'Bb courses' link and a 'Search courses' button in the top right of the search area.

- Enter the course name (first field) and specify the School the course belongs to (Click on SEARCH/CERCA)

How to add courses to Blackboard



Blackboard

UNIVERSITÀ CATTOLICA del Sacro Cuore

English Italiano Philippine Martin 4700507

i catt

Home page Online registrar **Courses** Services and opportunities Help

COURSES

Bb courses

HR Management Search professor/instructor Milano ECONOMIA **SEARCH**

Found 1 course for 'HR Management' at[] campus 'Milano', faculty/school 'ECONOMIA'

HR MANAGEMENT (MANAGEMENT - 2E8A)
Stefano Antonelli, Lorenzo Mizzau

- Flag the course you are interested in
- Click on «Sì, aggiungi il corso»

UNIVERSITÀ CATTOLICA del Sacro Cuore

Hannah Wilson 4502288

i catt

Home Page Segreteria online **Corsi** Servizi e opportunità Help

CORSI

1° anno Corsi Bb

▼	BRAND MANAGEMENT (MANAGEMENT - 2E8A) ROSSELLA CHIARA GAMBETTI	<input type="button" value="Accedi"/>	<input type="button" value="Rimuovi"/>	☆
▼	CUSTOMER BASED MARKETING STRATEGY (MANAGEMENT - 2E8A) DANIELA CORSARO, ANNALISA TUNISINI	<input type="button" value="Accedi"/>	<input type="button" value="Rimuovi"/>	☆
▼	ECONOMIA AZIENDALE (ECONOMIA E GESTIONE AZIENDALE - 3B7B) STEFANO COLLU LANZI	<input type="button" value="Accedi"/>	<input type="button" value="Rimuovi"/>	☆
▼	LETTERATURA ITALIANA I (SCIENZE DEI BENI CULTURALI - 3B2A) GIUSEPPE FRASSO	<input type="button" value="Accedi"/>	<input type="button" value="Rimuovi"/>	☆
	MARKETING (2015-2016) Chiara Luisa Cantu'	<input type="button" value="Accedi"/>	<input type="button" value="Rimuovi"/>	☆

ALL THE COURSES
SELECTED WILL BE
AVAILABLE IN THE
SECTION **CORSI
RICERCATI**

How to add courses to Blackboard



Blackboard

A screenshot of a web browser displaying the Blackboard interface. The browser's address bar shows the URL 'icatt.unicatt.it/webapps/portal/execute/tabs/tabAction?tab_tab_group_id=_34_1&a=a'. The page header includes the 'UNIVERSITÀ CATTOLICA del Sacro Cuore' logo and navigation tabs for 'Home page', 'Corsi Blackboard', 'Esami di profitto', 'Online registrar', 'Courses', 'Services and opportunities', and 'Help'. The main content area is titled 'COURSES' and lists three courses: 'HR MANAGEMENT (MANAGEMENT - 2E8A)', 'INSURANCE LAW AND REGULATION (STATISTICAL AND ACTUARIAL SCIENCES - 2H3A)', and 'MATHEMATICS FOR MANAGEMENT (MANAGEMENT - 2E8A)'. Each course entry has a 'Go to' button with a Blackboard icon, a 'Remove' button, and a star icon. A dropdown menu is open for the 'MATHEMATICS FOR MANAGEMENT' course, showing three entries: 'Semeghini Danilo 2020 / 21' with a 'Select' button, 'Restelli Enrico Rino 2020 / 21' with a 'Select' button, and 'Restelli Enrico Rino 2020 / 21' with a 'Not active' button. A red box highlights the 'Select' button for 'Semeghini Danilo', and a red arrow points to it from the left.

BE SURE TO CLICK ON THE BLACK BB ICON AND CLICK ON **SELECT** ONLY BY DOING THAT YOUR COURSE WILL BE ADDED TO BLACKBOARD AND WILL BE FOUND IN THE SECTION BLACKBOARD COURSES .

NOTE THAT SOME CLASSES MIGHT BE NOT ACTIVE YET, IN THAT CASE JUST WAIT THE BEGINNING OF THE COURSE

ECTS credits reduction

Even if you are staying at our University for the **SPRING SEMESTER ONLY** you might be interested in our **ANNUAL COURSES**, this is the procedure you will have to follow:



Talk to the professor of the course you are taking and be sure he/she allows you to take the exam during the June/July exam session **only on the part of the course you will be able to attend** (the one taking place in the Spring semester).

This will have as consequence a **REDUCTION OF CREDITS** for that specific subject

Complete the following **2 steps**:

STEP 1	STEP 2
Add your courses to the STUDY PLAN	In the e-mail you will receive in March when answering the question <i>Are you taking any annual courses even though you are studying with us for one semester ONLY?</i> <u>Be sure you select YES</u> If the answer is YES, you will be contacted later on.



Thank you!