



UNIVERSITÀ
CATTOLICA
del Sacro Cuore

UCSC International Curriculum

Which are the International Curriculum classes?

UCSC International Curriculum – Spring 2022 dedicated page:
save the link in your favorites!

<https://international.unicatt.it/ucscinternational-7764.htm>

UCSC International Curriculum - Spring 2022

- CALENDAR
- COURSE LIST
- COURSE SCHEDULE

Key dates for the UCSC International Curriculum

ONLINE REGISTRATION

Starts on
Tuesday 11 January at 2.30 pm (CET time)

SAVE THE DATE and TIME!

IMPORTANT! Read below **Instructions and tips for course selection and registration** and **How to register**.

[Register here](#)

(the link will be active from Tuesday 11 January at 2.30 pm (CET time) to Sunday 16 January at 11.59pm (CET time))

ADD DROP

POLICIES

Confirmation of acceptance
by **Friday 4 March 2022**

UCSC International Curriculum classes follow specific policies that students must formally accept.

[Read and accept UCSC International Curriculum policies.](#)

WITHDRAWAL

How to get in contact with me...

Francesca De Martini
International Curriculum Courses



Email: francesca.demartini1@unicatt.it



Phone: (0039) 0272345221



If you have any questions, look for me on
TEAMS!

Content of the session



Spring 2022 Calendar



**Course features /
UCSC Academic Policies**



Add/drop Procedure



How courses are managed

February 21
Fall Semester
Courses begin

March 4
Add/Drop
Deadline

April 7 - 13
Midterm
Exams

April 14 - 19
No Class –
Spring break

April 27
Withdrawal
Deadline

April 25
Public Holiday

May 20
Spring Semester
Courses End

May 23 -27
Final Exams

**SAVE THE
DATE!**






Updates



- The course *Italy a country to savour* opened up a second edition (course code **ZXS172**): on Monday and Wednesday (12.30pm – 2.30pm)
- The course code for the classes that have a second edition has changed: please view the new codes highlighted in yellow on the general course schedule.
- The course *Drama: "The Word to the Action" in the Italian Commedia dell'Arte* has been cancelled due to lack of participants

Course features

- Classes will be offered **in-person** (live-streaming is guaranteed in case of quarantine or sickness)
- One exception: *What make us global* (Vitulli) is only live-streaming
- 6 ECTS Credits 
- Mostly interactive classes; you are graded on interaction and participation 
- Readings, exercises and short essay can be assigned during the semester
- Classes meet twice a week for 1h30 each session, with the exception of: ZXQ011 Vitulli, ZXQ005 Catalani, ZXQ654 Vitulli, ZXP693 de Vargas Machuca, ZXP705 Paglia, ZXP696 Pagani & ZXP704 Rinaldi 



Academic Policies



- Attendance is mandatory for all classes and you are required to attend classes **in-person** (unless in quarantine); students must inform professors in advance if they are in the condition of not being able to attend in-person classes.
- Microphone and camera must be activated during live-streamed classes
- Internet connection must support live-streamed classes
We advise you to use a pc or laptop and not a mobile (smartphone/tablet)
- **Unexcused absences** during in person classes and/or live-streamed classes, attendance without activating microphone and video or a frequent failure of the Internet connection **will have a negative impact on your grade**
- Exams cannot be rescheduled, or deadline postponed

You can review and sign these Policies [at this page](#) (Box POLICIES)

Add/Drop weeks

- You can add or drop classes **from February 21 until March 4**
- How can you **ADD**?
 - ✓ Reserving an online appointment via TEAMS
 - ✓ Filling in the ADD form
- How can you **DROP**?
 - ✓ Filling in the DROP form
- **Where** can you find the forms?
 - ✓ On the dedicated page: **UCSC International Curriculum – Spring 2022 (Box ADD DROP)**. A reminder with the procedure has been sent you;
 - ✓ Under the Box ADD DROP you will find the link to **reserve an appointment**, the **ADD form** and the **DROP form**.



If you need to ADD classes you MUST reserve an online appointment via TEAMS with me in order to see if the class you would like to add has a free spot; the reservation link will be active from Wednesday 16 February at 2.30pm until Sunday 20 February at 11.59pm. The reservation is managed **on a first-come first-served basis**; I will contact you then via TEAMS on the day and time you selected.

- **Waiting List** for FULL classes will be created according to online appointments starting from Monday 21 February.

Suggestions for Add/Drop



- If you did not select any class by the deadline you have to submit the add form and reserve an online appointment to check if you can add classes (adding is possible ONLY if there are still spots available)
- Add and drop classes only after speaking with your home advisor; your university has to agree with your exchange semester course choice
- Please go to the classes you selected, you have also the second week to modify your schedule

Withdrawal



- You can withdraw from classes **by April 27**
- You will receive an email that directs you to the dedicated page where you can find the **Withdrawal form**; you must complete that form in order to modify your schedule
- A **W** will be reported on your final transcript of records and no credits will be assigned; the **W** means that you left the class along the semester

How courses are managed via WEB page?



- View list of classes
- View classroom number



Blackboard

- View course material
/announcements/grades
- Access live-streamed class

Where will you be able to see the classes you registered for?



- Go to your [iCatt page](#)
- Click on the tab named *Online registrar*
- Click on *Study plan* you can see the **list of your courses**

The screenshot shows the iCatt online registrar interface. The navigation bar includes 'Home Page', 'Exams', 'Online registrar' (circled in red), 'Courses', 'Services and opportunities', and 'Help'. Below the navigation bar, the 'Study Plan' section is highlighted with a red circle. The page contains several buttons: 'SUBMIT/CHANGE STUDY PLAN', 'PRINT STUDY PLAN', and 'UPDATE'. A note states: 'Important: click "update" to complete submission / alteration of study plan and to view updated records.' Below the buttons is a table with the following columns: CODE, COURSE, CREDITS, COURSE TYPE, ENROLMENT YEAR, and EXAM TAKEN. The table lists four courses for Year [1] of the degree program.

CODE	COURSE	CREDITS	COURSE TYPE	ENROLMENT YEAR	EXAM TAKEN
Year [1] of degree program					
ZXP709	Strategic Management e Entrepreneurship (ib/mg340)			2021	No
ZXP712	Entrepreneurship Lab: Creating A New Business (ib/mg370)			2021	No
ZXP698	Disc. Of Italy Through Its Culinary Traditions (cu300)			2021	No
ZXP713	Business Ethics (ib/pl300)			2021	No

Where can you view the room number?



- Go to your [iCatt page](#)
- Click on the tab named *Courses*
 - 1 - Click on the arrow close to the title of the course
 - 2 - Select the tab **Spring – 2° semestre**
 - 3 - Click on the star **Add to favourites**; this will facilitate the view of the course on the APP

Home Page Exams Online registrar Courses Services and opportunities

COURSES

Course List ★ Favourites 2 Bb courses Searched courses 12 Search course

1 ^ DIGITAL JOURNALISM AND DIGITAL MEDIA IN ITALY (CM/SO320) Stefania Garassini **Bb** Go to Register for exam

1° semestre STEFANIA GARASSINI INBOUND MOBILITY PROGRAMMES

2 **SPRING - 2° semestre** STEFANIA GARASSINI INBOUND MOBILITY PROGRAMMES

LESSONS 2021/22

21/02/2022 - 28/05/2022

Monday 10:30 (02:00)	ROOM B.012 - aula 012
Wednesday 10:30 (02:00)	ROOM B.313 - AULA 313

EXTRA LESSONS
No extra lessons

POSTPONED
No postponed lessons

ROOM CHANGES
No room change

PROGRAMME
Programme for 2021/22 academic year not present
Programme for 2020/21 academic year not present

PROFESSOR/INSTRUCTOR
STEFANIA GARASSINI

EXAMINATION CALL DATES
Academic year of reference:

3 ☆
Add to favourites

Notes on classroom & buildings

Make sure to check **the letter** reported before the room number!
It indicates the building where the class is located.

The first number indicates the floor.

Tuesday 16:30 (02:00)	ROOM B.111 - AULA 111
Thursday 16:30 (02:00)	

Index of the buildings:

- G= Gemelli: **Main Campus** – L.go Gemelli, 1 – 20123 Milano
- C = Carducci: **UCSC International Building** – via Carducci, 28 – 20123 Milano
- SA = Sant’Agnese: **Sant’Agnese Building** – via Sant’Agnese, 2 – 20123 Milano
- B = Buonarroti: **Buonarroti Building** – piazza Buonarroti 30, entrance from via Giotto – 20145 Milano
- OL = Olona: **Olona Building** – via Olona 2 – 20123 Milano

Notes on classroom & buildings

Classroom numbers can change: check the section ROOM CHANGES on ICatt; in case it is a last-minute change, guardians update the board at the main entrance of the buildings.

FASHION IMAGES AND THE CITY OF MILAN (SO/CU302)

AMBROGIA CEREDA Go to

FALL – 1° semestre
AMBROGIA CEREDA
INBOUND MOBILITY PROGRAMMES

LESSONS 2021/22
21/02/2022 - 28/05/2022

Monday 12:30 (02:00)	ROOM C.215
Wednesday 12:30 (02:00)	ROOM C.013

SPRING - 2° semestre
AMBROGIA CEREDA
INBOUND MOBILITY PROGRAMMES

EXTRA LESSONS
No extra lessons

POSTPONED
No postponed lessons

ROOM CHANGES

Wed Feb 23 2022 12:30 (02:00)	ROOM SA.015 Sticco
Wed Mar 09 2022 12:30 (02:00)	ROOM SA.223 S. Francesco
Wed Mar 30 2022 12:30 (02:00)	ROOM C.111

PROGRAMME
Programme for 2021/22 academic year not present
Programme for 2020/21 academic year not present

PROFESSOR/INSTRUCTOR
AMBROGIA CEREDA

EXAMINATION CALL DATES
Academic year of reference:

Note: in case it is a last-minute change, guardians update the board at the main entrance of the buildings.

Where can you activate Blackboard?



Blackboard

In order to access material and live streamed class, you have to activate blackboard for each class

- Go to your [iCatt page](#)
 - ✓ 1 - Click on the tab named *Courses*
 - ✓ 2 - Click on the black button
 - ✓ 3 - Click on select
- Do these actions for all the international curriculum classes
- You might have several blue buttons (Select) for one class, one for each professor teaching the course, just click one button and all professors will be automatically selected

The screenshot shows the iCatt interface with the 'Courses' tab selected in the top navigation bar (labeled '1'). Below the navigation bar, there is a 'COURSES' section with a '1st year' filter and 'Bb courses' text. A search bar shows 'Searched courses 1' and a search icon. The main content area lists four courses, each with a dropdown arrow on the left and a 'Go to' button (labeled '2') and a 'Register for exam' button on the right. The first course, 'BUSINESS ETHICS (IB/PL300)' by Matteo Antonio Ugo Amori, has a tooltip open over its 'Go to' button, showing a 'Select' button (labeled '3') and the professor's name 'Matteo Antonio Ugo Amori 2021/22'.

How can you access Bb for the classes you activate?



Blackboard

- Go to your [iCatt page](#)
- From the home page click on **Go to Blackboard** under the box LINK BLACKBOARD COURSES

LINK BLACKBOARD COURSES

[Go to Blackboard](#)

- In the new page, your courses will be displayed under the box **Elenco Corsi**

The screenshot displays the Blackboard user interface. On the left, there is a 'Scopri le novità / What's new' section with a blue background and white text, featuring an illustration of a person and a laptop. The main content area is divided into three sections: 'Link iCatt', 'Elenco corsi', and 'Le mie organizzazioni'. The 'Elenco corsi' section is highlighted with a red circle and contains a list of courses with their IDs and instructors. The 'Le mie organizzazioni' section shows a message indicating that the user is not part of any organization.

Scopri le novità / What's new

Scopri le novità della piattaforma Blackboard

Con l'aggiornamento della piattaforma Blackboard sono state introdotte alcune novità:

- il menu di navigazione My Blackboard, che consente di avere una visione personalizzata dell'ambiente di apprendimento
- l'impostazione della lingua dell'interfaccia

Clicca qui per scaricare la guida

Link iCatt

Accedi ad iCatt

Go to iCatt

Elenco corsi

Corsi in cui si è Studente

2021-ZXP698-16932: DISC. OF ITALY THROUGH ITS CULINARY TRADITIONS (CU300) (2021-2022)
Docente: Barbara Bettinelli;

2021-ZXP709-25538: STRATEGIC MANAGEMENT & ENTREPRENEURSHIP (IB/MG340) (2021-2022)
Docente: Benedetto Lorenzo Cannatelli;

2021-ZXP712-72182: ENTREPRENEURSHIP LAB: CREATING A NEW BUSINESS (IB/MG370) (2021-2022)
Docente: Andrea Carlo Maria Sottini;

Le mie organizzazioni

L'utente non partecipa ad alcuna organizzazione.

How can you access the single course?

- Click on the **title of the course**
- On the left side of the course page you can find the following menu (some sections might not be activated yet):
 - ✓ **Announcements:** check every day this section! it will be updated with professors' requests/announcements
 - ✓ **Syllabus:** it contains the course syllabus that is the agreement between you and the professor of the course
 - ✓ **Instructor:** Professors might report information on themselves
 - ✓ **Course Materials:** it contains slides and/or readings uploaded by professors;
 - ✓ **Online Lecture:** you access to the live streamed class through Blackboard Collaborate Ultra
 - ✓ **Assessment:** professors upload/manage midterm and final exams
 - ✓ **Panopto Video:** class recordings will be automatically sent into this section
 - ✓ **E-mail:** you can get in contact directly with your professors or classmates;
 - ✓ **Forum:** this section might be used to share information within the entire class
 - ✓ **My Grades:** you may view your personal grades if submitted by the professors.
 - ✓ **UCSC Course Evaluation:** this section contains an anonymous survey on the course you will be requested to fill in at the end of the semester



Blackboard



IMPORTANT: all the emails will be sent to you @icatt.it email address

How can you access the live-streamed class in case of quarantine?

Blackboard Collaborate Ultra



- Blackboard Collaborate Ultra is the tool used to deliver classes in dual mode
- from the course menu click on **Online lectures**
- In order to join the live streamed class, click the **session title**, then **join session**
- We recommend the latest versions of Chrome or Firefox



A reminder
Students are required to attend class in person!
Live-streamed classes are available only for students in quarantine



How courses are managed via APPs?

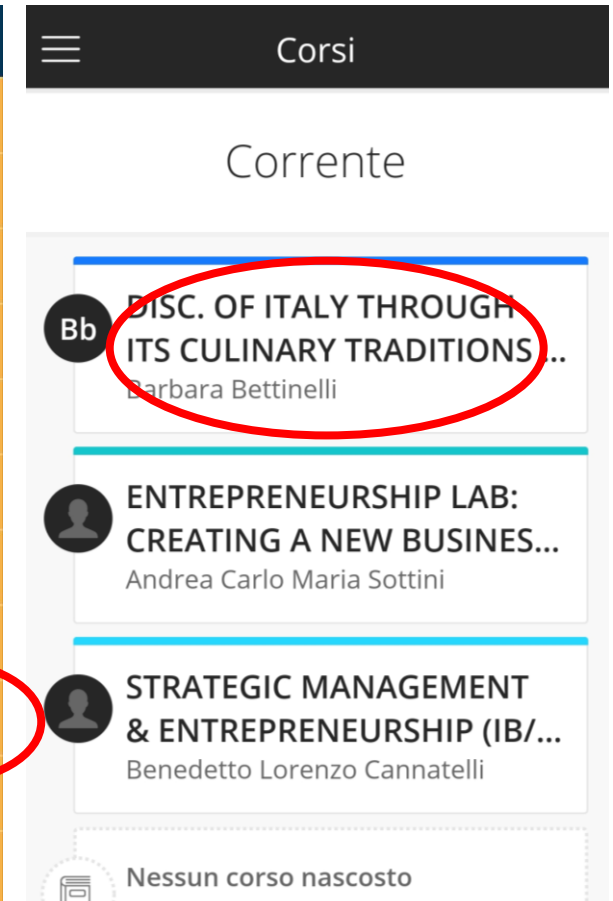
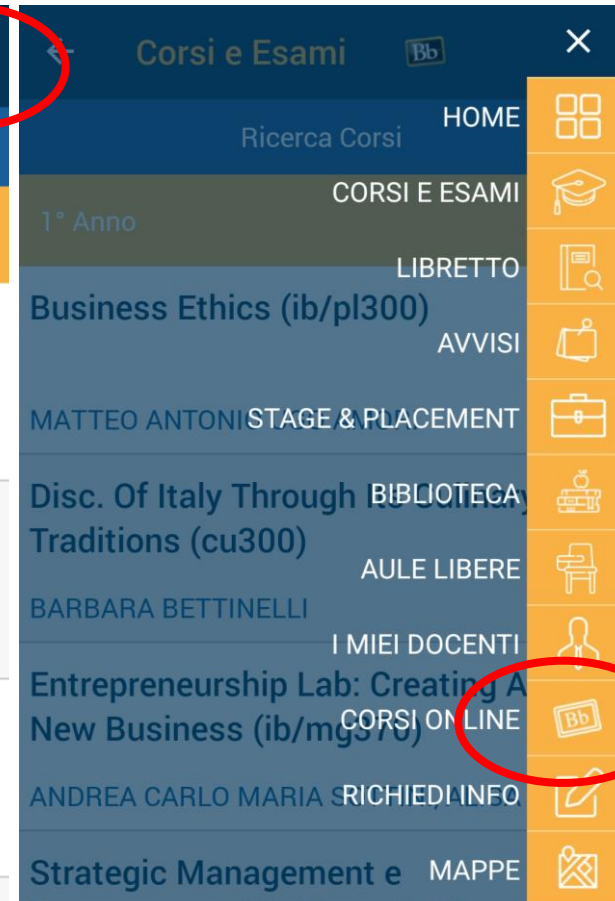
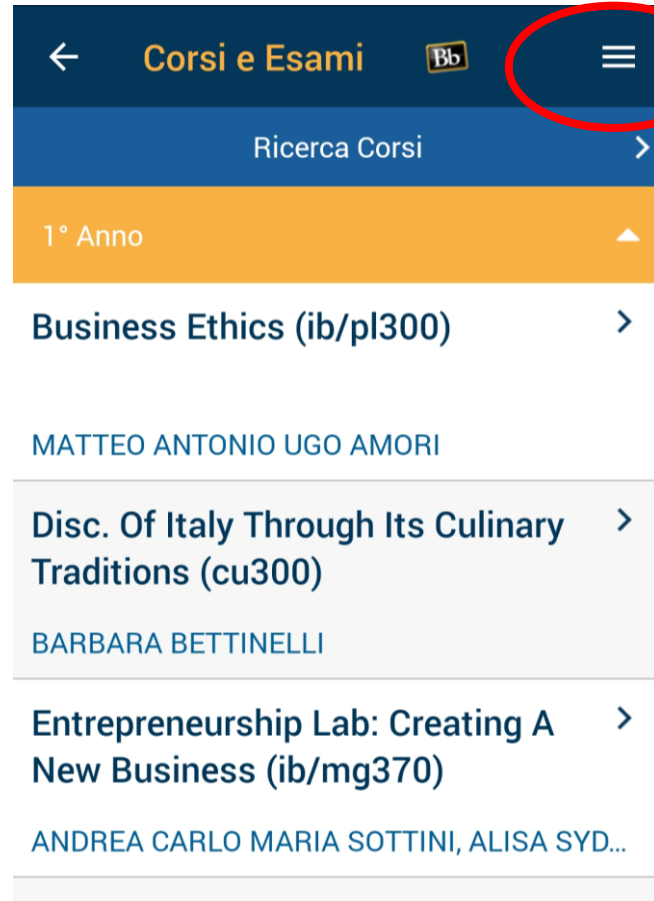


- View list of classes
- View classroom number
- Manage access to the campus



- View course material
/announcements/grades
- Access live streamed class

A quick overview of the APPS



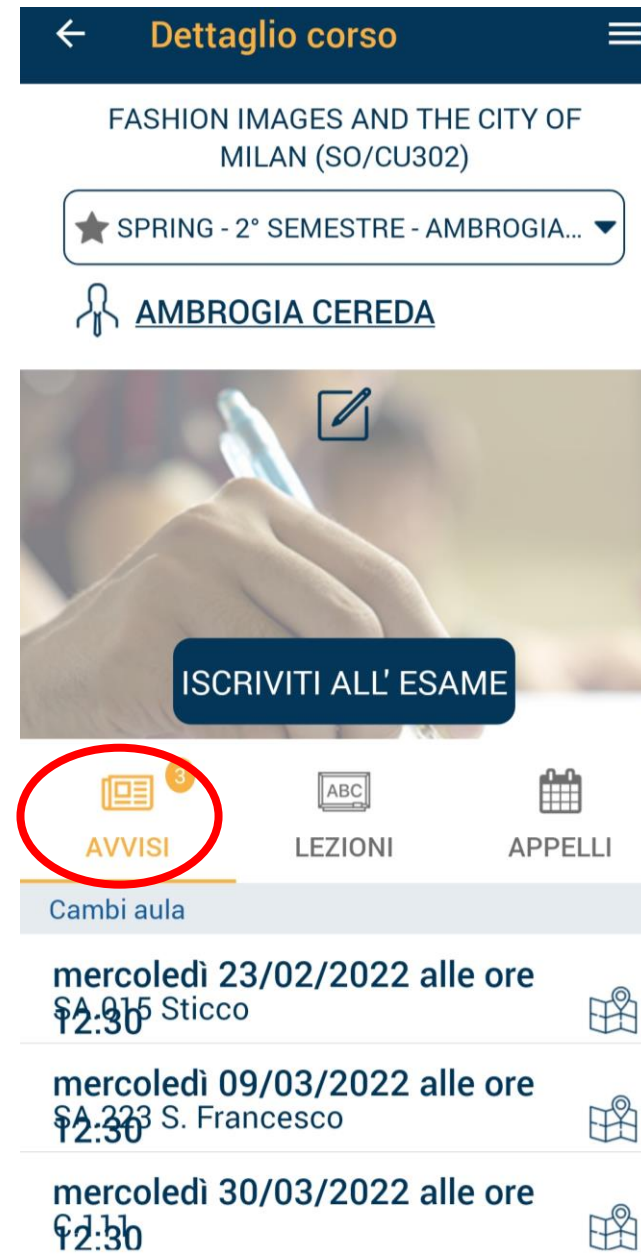
- APPS of ICatt and Blackboard are also integrated
- Same info as on the WEB page
- IMPORTANT: you cannot activate Blackboard for your classes from the ICatt APP

Classroom numbers and room changes



The first screen shows how you can view the room number under the section **LEZIONI**

The second screen shows how you are informed about room changes under the section **AVVISI**



Confirm your attendance on campus

All students are expected to attend in person unless they are in quarantine. However, you are required to confirm your attendance.

You can confirm your attendance using the **ICatt APP**

- Click on Manage attendance
- Select the days circled in green and click yes to confirm
- The University uses this app to monitor the number of students on campus and in buildings

← **Calendario Presenze** ☰

2022
Dom, 30 Gennaio

< **Febbraio 2022** >

L	M	M	G	V	S	D
	1	2	3	4	5	6
7	8	9	10	11	12	13
14	15	16	17	18	19	20
21	22	23	24	25	26	27
28						

Legenda

- Data per cui puoi confermare/negare la tua presenza in Ateneo
- L'accesso in Ateneo è prenotabile
- Hai confermato la presenza in Ateneo
- Hai negato la presenza in Ateneo

How grades are assigned



Blackboard

- Partial and final grades are available on **Blackboard**. Professors then publish the **final course grade** on your ICatt page at the end of the semester.
- Grades will be assigned according to the Italian grading system (30/30). A grade below 18/30 is insufficient and will be marked as F (this is only valid for international curriculum courses)

A	95-100	Excellent	29-30 (30L = A+)
A-	90-94	Very good	28
B+	85-89	Very good	27
B	80-84	Good	26
B-	75-79	Good	25
C+	70-74	Decent	24
C	65-69	Satisfactory	23
C-	60-64	Satisfactory	22
D+	55-59	Pass	21
D	50-54	Pass	20
D-	45-49	Barely Pass	18-19
F	44 and below	Fail	<18



UCSC International CV vs UCSC Academic CV...

	UCSC International Curriculum	UCSC Academic Curriculum
Course registration	<ul style="list-style-type: none"> • Due by January 16 (now closed) via dedicated link • First-come first-served • Limited spots in each class 	<ul style="list-style-type: none"> • No action needed • No limited spots in each class
Blackboard course/s	<ul style="list-style-type: none"> • Activation done by students 	<ul style="list-style-type: none"> • Activation done by students
Add/drop process	<ul style="list-style-type: none"> • From February 21 to March 4 • Specific forms to be filled in by students • Changes must be approved by the ISS office 	<ul style="list-style-type: none"> • From January 7 to April 30 • No form requested; students can modify study plan on ICatt • Changes must be considered with home institution
Study plan in iCatt	<ul style="list-style-type: none"> • No action needed • It is completed by ISS Office 	<ul style="list-style-type: none"> • Students have to complete it under the tab: <i>Online Registrar</i> • Due by April 30 (for students taking second quarter courses the deadline is March 11)
Exams registration	<ul style="list-style-type: none"> • ISS office registers students to exams • Unique exam date per each course 	<ul style="list-style-type: none"> • Students must sign up 4 days before the exam date • 2/3 possible dates per each course
Grades	<ul style="list-style-type: none"> • from 18/30 to 30/30 • Grades below 18 are marked as F (Failed) 	<ul style="list-style-type: none"> • from 18/30 to 30/30 • Grades below 18 are not recorded
Advisor of reference	<ul style="list-style-type: none"> • Francesca De Martini 	<ul style="list-style-type: none"> • Laura Ferrari

Next appointments:

Today– Tuesday, February 16

From 11.30am to 1.00pm (English language session)

UCSC Academic Curriculum session

Tomorrow – Thursday, February 17

Dalle 10.00 alle 11.00pm (sessione in lingua italiana)

Sessione sui corsi di UCSC Academic Curriculum

From 11.30am to 12.00pm (English language session)

Session on the semester Italian language course

From 12.00pm to 12.45pm (English language session)

Q&A session





For any questions you can turn to:
international.advisor@unicatt.it